

# **Log Max 928B**

HEADS ABOVE THE COMPETITION

## **Spare part manual**



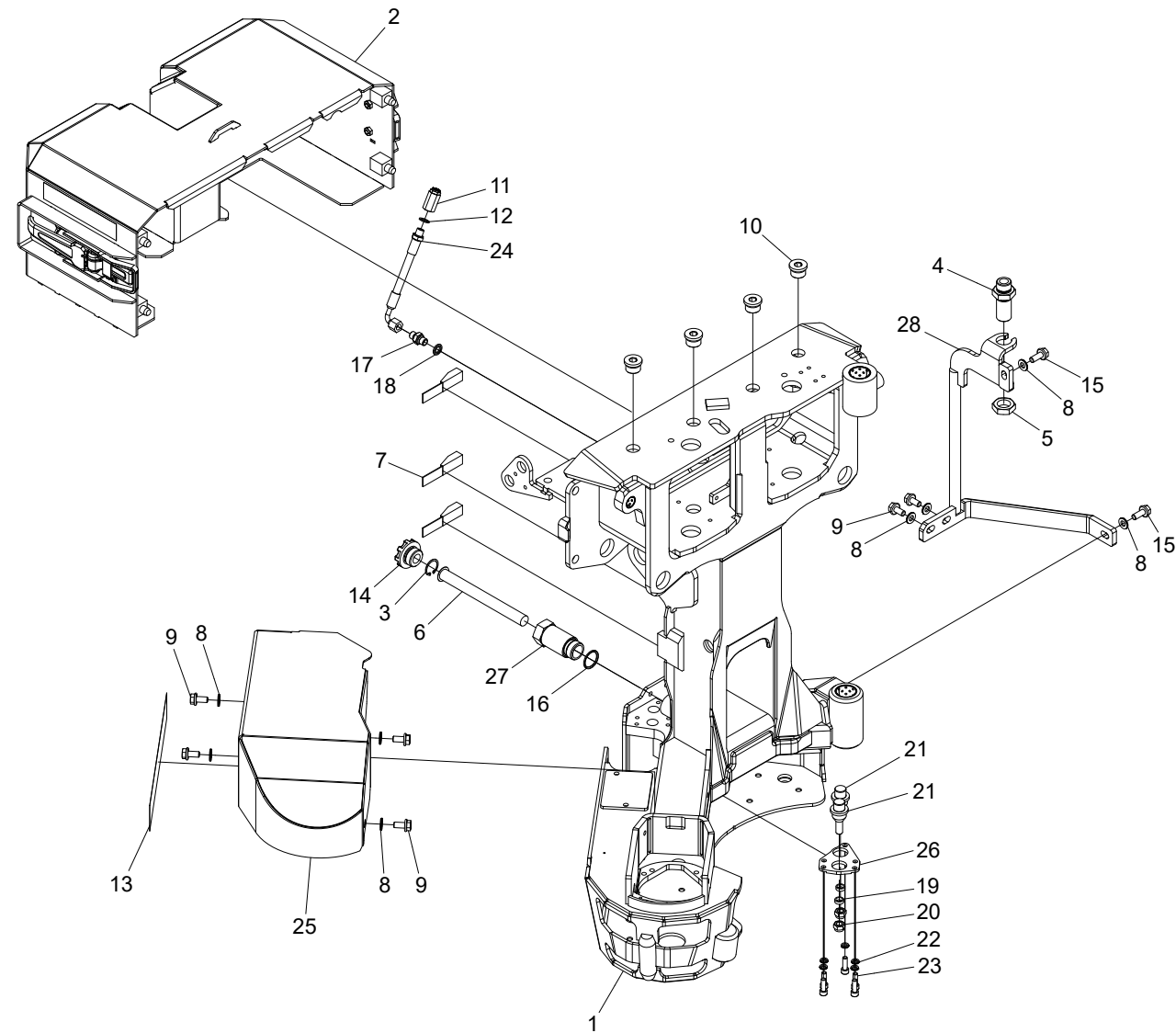
[www.logmax.com](http://www.logmax.com)

Ver. 1.1



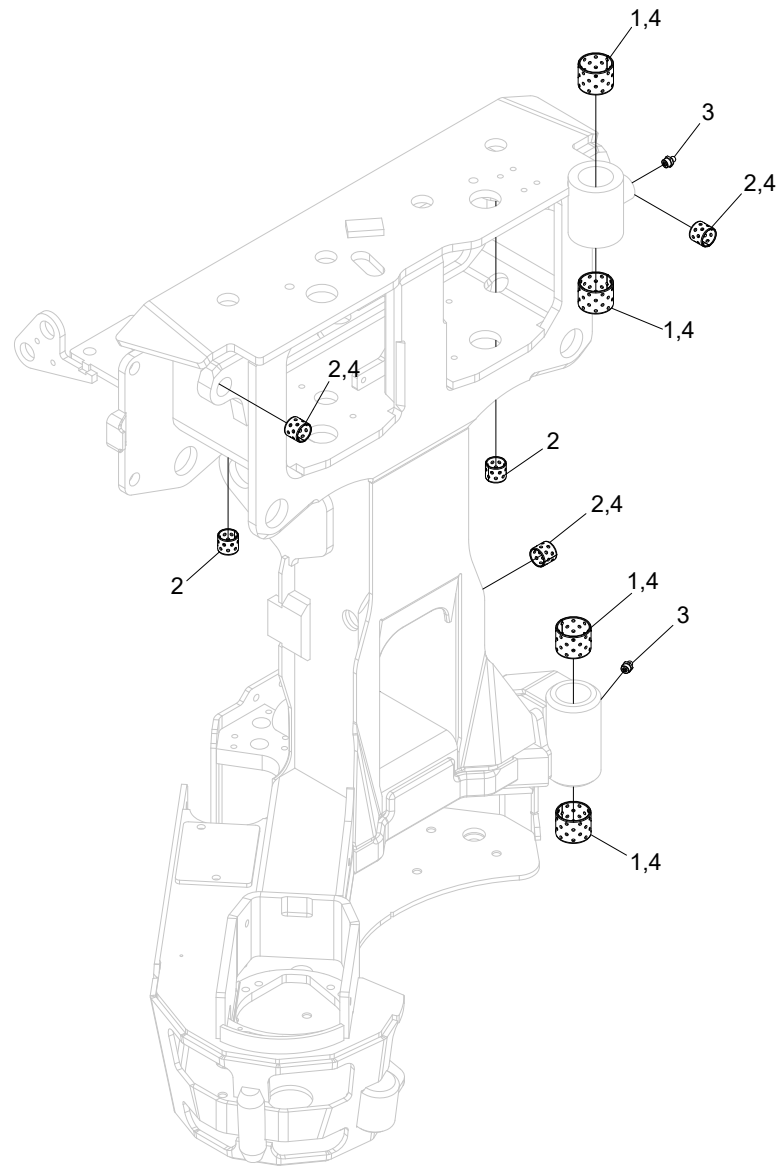
= requires special instructions from Log Max AB

# Frame and protection



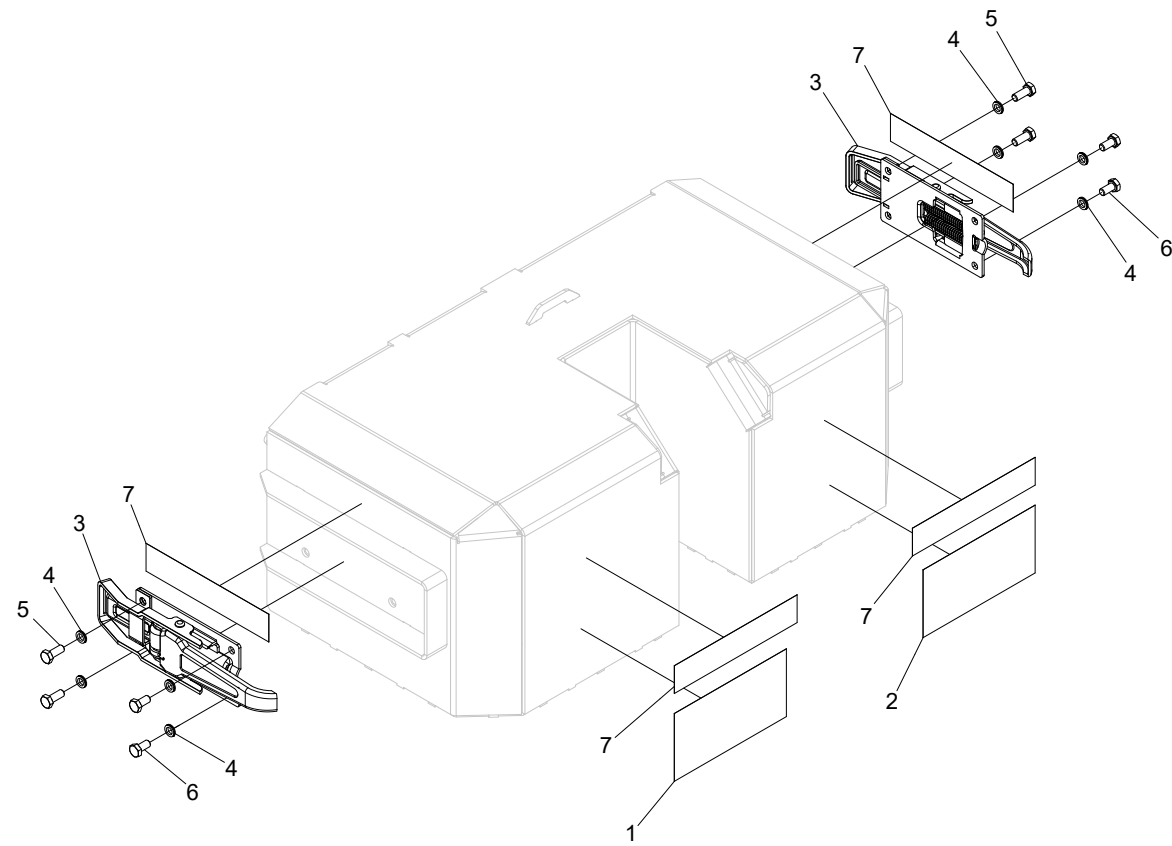
### Frame with protective cover

Structure 10000334				
Pos.	Part no.	Quantity	Description	Specification
1	10000573	1	Frame	
2	10000332	1	Protective cover	
3	517226	1	Circlip	SGH 30
4	011173	1	Adapter	3/4"
5	011205	1	Nut	3/4"
6	011845	1	Filter	
7	626001	3	Tie down strap	530 mm
8	503075	8	Washer	NL10
9	505083	6	Screw	M10x20 10.9
10	601004	4	Hex plug	3/4"
11	015037	1	Valve	
12	601200	1	Copper seal	13x19x1,5
13	10000372	1	Decal	
14	10000407	1	Filling cap	
15	505084	2	Screw	M10x25 10.9
16	10000291	1	Seal	M33x2
17	601028	1	Adapter	BSP -04
18	601101	1	Bonded seal	1/4"
19	010170	2	Spacer	
20	502056	2	Nut	M12
21	10000446	2	Pin	
22	503055	5	Washer	NL8
23	501070	5	Screw	M8x25 12.9
24	641656	1	Hose	
25	10000470	1	Cover	
26	10000482	1	Bracket	
27	10000651	1	Pipe	
28	013003	1	Protection bar	



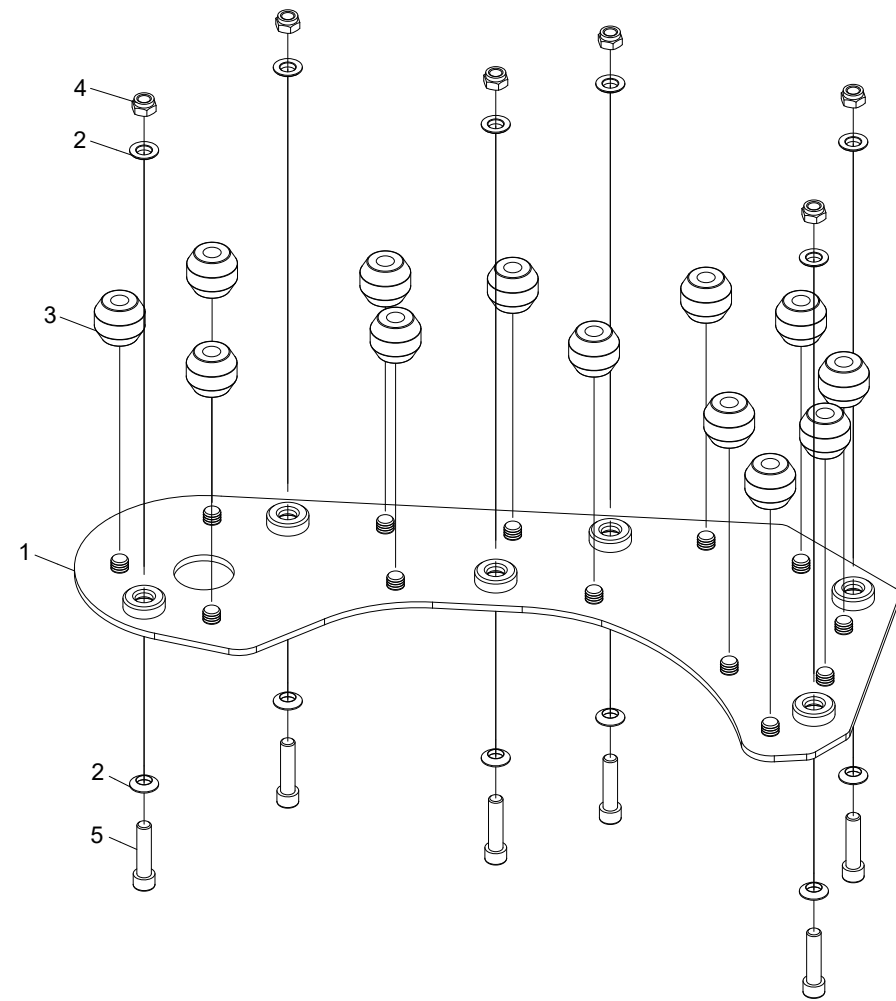
## Frame

Structure 10000201				
Pos.	Part no.	Quantity	Description	Specification
1	512012	4	Bushing	
2	512001	5	Bushing	
3	625000	2	Grease nipple	
4			Loctite	603



## Protective cover

Structure 10000322				
Pos.	Part no.	Quantity	Description	Specification
1	519140	1	Decal	
2	519141	1	Decal	
3	519083	2	Overcentre latch	
4	503055	8	Washer	NL8
5	500043	4	Screw	M8x20 8.8 FZB
6	500042	4	Screw	M8x16 8.8 FZB
7	10000371	4	Decal	

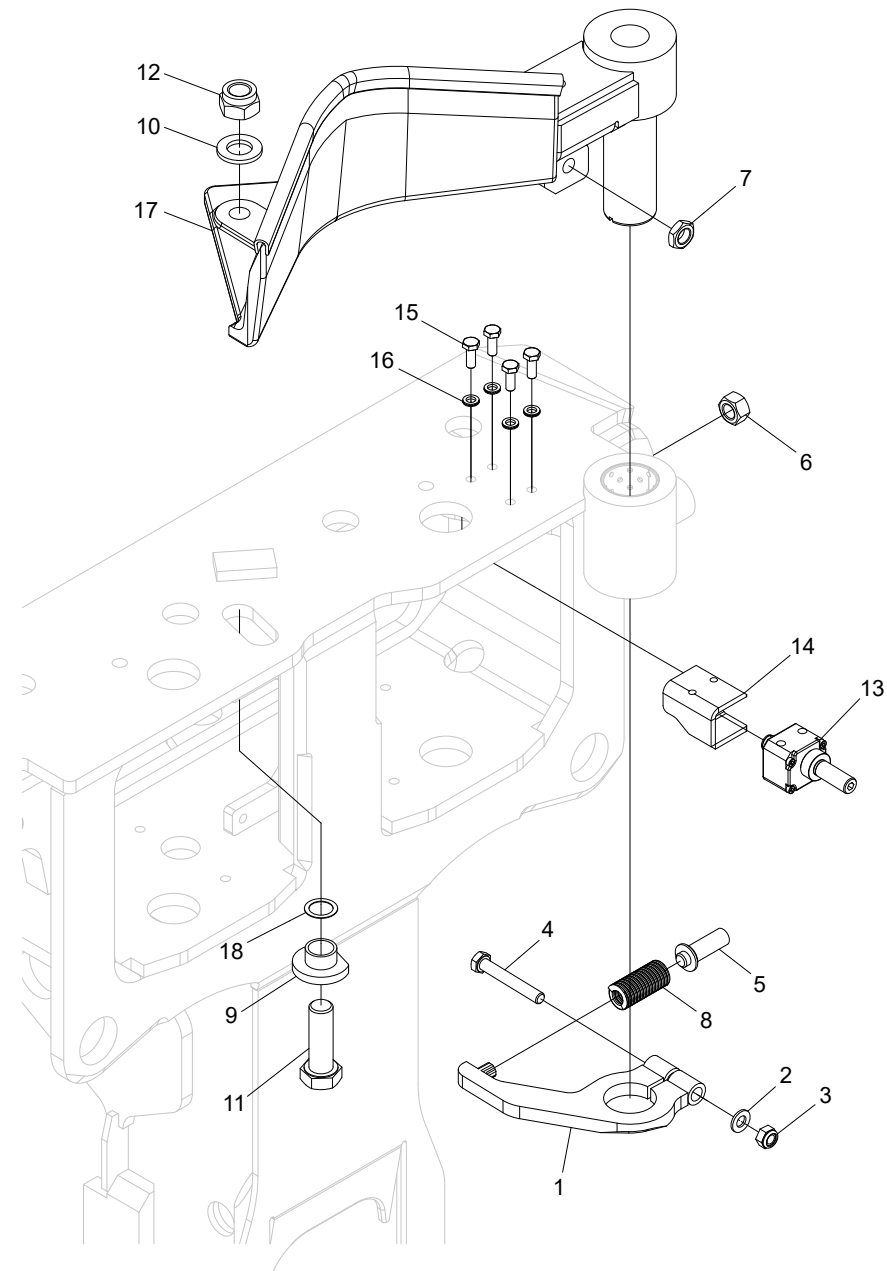


### Cushioned protection plate

Structure 10000430				
Pos.	Part no.	Quantity	Description	Specification
1	011210	1	Protective plate	
2	018058	12	Spherical washer	M12
3	524025	13	Rubber spring	
4	502056	6	Nut	M12
5	017856	6	Screw	M12x50 12.9

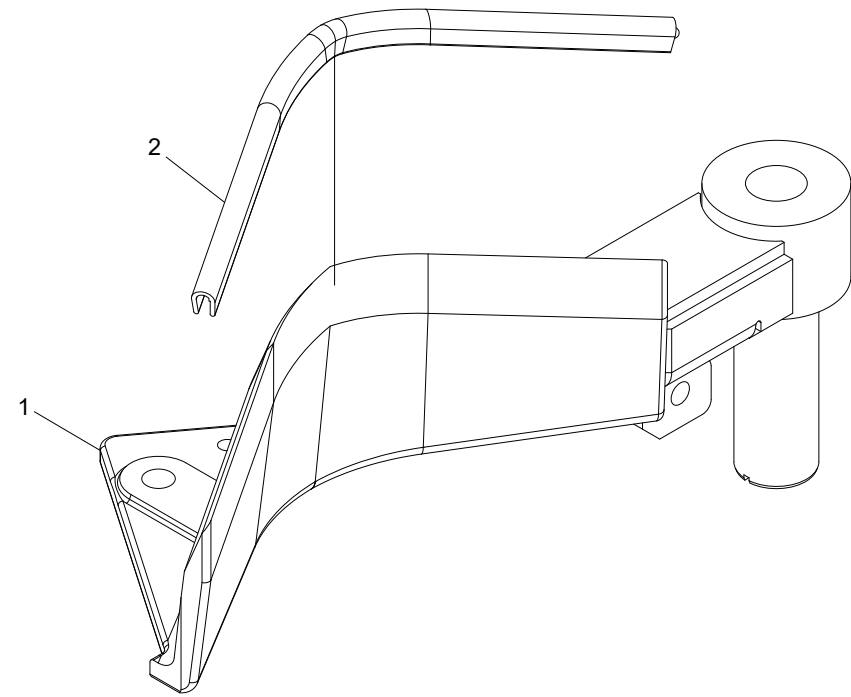
# Delimiting unit





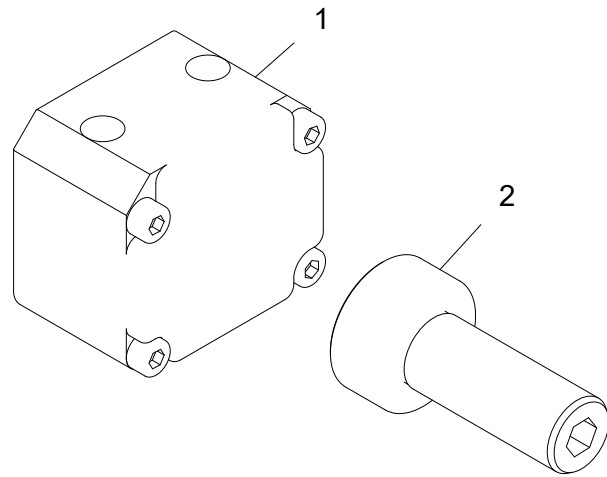
## Upper delimiting knife, assembly

Structure 10000545				
Pos.	Part no.	Quantity	Description	Specification
1	010967	1	Arm	
2	503006	1	Washer	BRB 8,4x16x1,5 FZB
3	502054	1	Nut	M8 FZB
4	505003	1	Screw	M8x55 12.9
5	010981	1	Screw	
6	502007	1	Nut	M12
7	502701	1	Nut	M12x1,25
8	526006	1	Spring	
9	10000738	1	Spacer	
10	503013	1	Washer	BRB 17x30x3 FZB
11	500133	1	Screw	M16x50 8.8 FZB
12	502705	1	Nut	M16 KL10 FZB
13	401289	1	Sensor	
14	018395	1	Cover	
15	500023	4	Screw	M6x16 8.8 FZB
16	503065	4	Washer	NL6
17	10000543	1	Delimiting knife	
18	507020	1	Shim	16x22x0,5



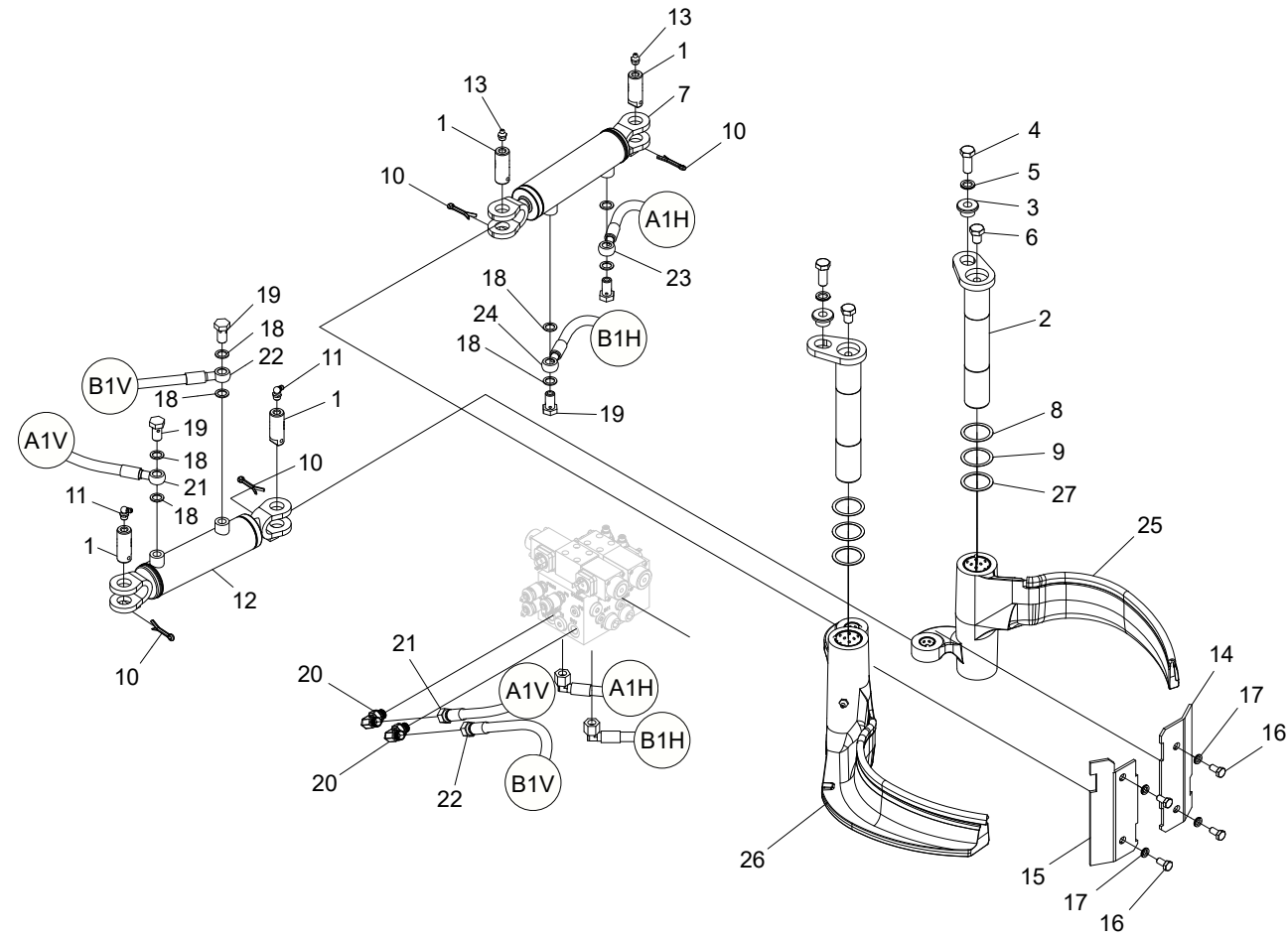
## Upper delimiting knife

Structure 10000543				
Pos.	Part no.	Quantity	Description	Specification
1	10000542	1	Delimiting knife	
2	519010		Blade guard	



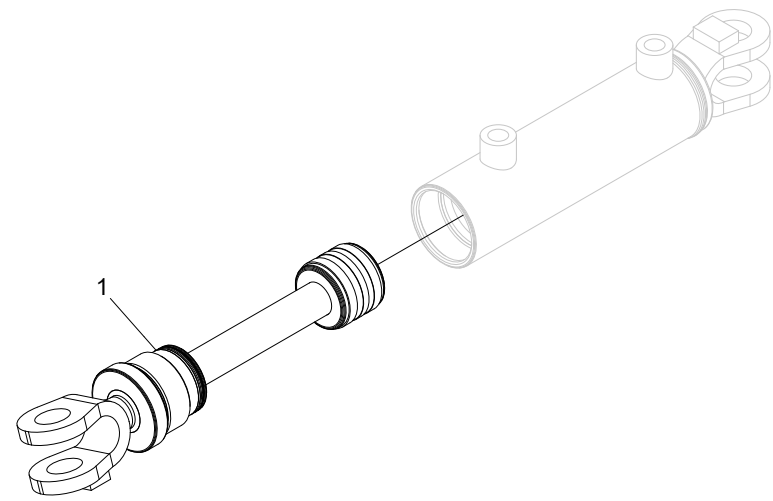
## Upper delimiting knife sensor

Structure 401289				
Pos.	Part no.	Quantity	Description	Specification
1	401288	1	Encoder	
2	514054	1	Screw	



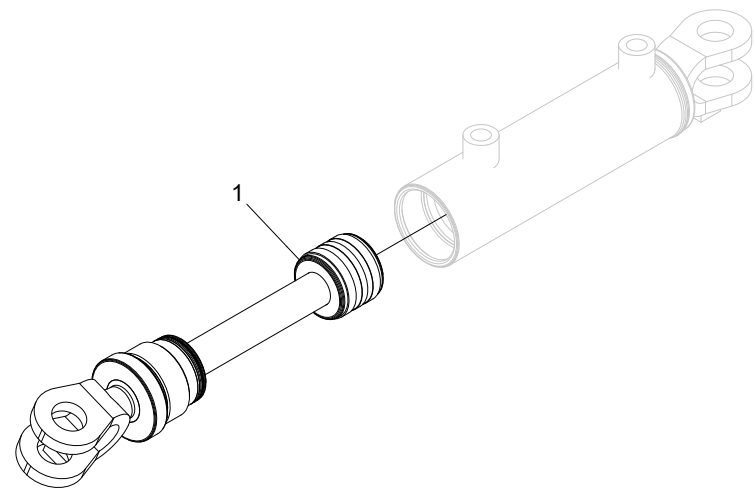
### Left and right delimiting knife, assembly

Structure 10000546				
Pos.	Part no.	Quantity	Description	Specification
1	010150	4	Pin	
2	017535	2	Pin	
3	013872	2	Guide washer	
4	500091	2	Screw	M12x30 8.8 FZB
5	503060	2	Washer	NL12
6	500087	2	Screw	M12x16
7	018351	1	Hydraulic cylinder	
8	507002	2	Shim	36x45x0,5
9	507003	2	Shim	36x45x0,3
10	516001	4	Cotter pin	5x32
11	625001	2	Grease nipple	1/8"
12	018352	1	Hydraulic cylinder	
13	625000	2	Grease nipple	1/8"
14	012161	1	Cover	
15	012162	1	Cover	
16	500042	4	Screw	M8x16 8.8 FZB
17	503074	4	Washer	NL8 sp
18	601200	8	Copper seal	13x19x1,5
19	601060	4	Banjo screw	1/4"
20	602020	2	Adapter	90 BSP -04 -04
21	641624	1	Hydraulic hose	
22	641625	1	Hydraulic hose	
23	641626	1	Hydraulic hose	
24	641627	1	Hydraulic hose	
25	10000539	1	Delimiting knife	
26	10000540	1	Delimiting knife	
27	507001	2	Shim	36x45x1,0



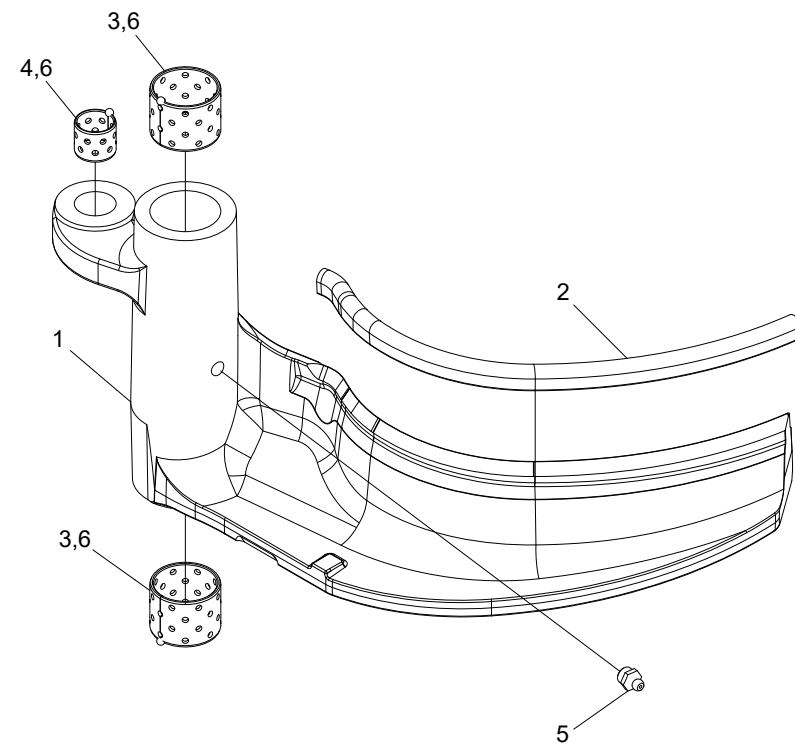
## Hydraulic cylinder

Structure 018351				
Pos.	Part no.	Quantity	Description	Specification
1	018351-KIT	1	Tie rod kit	



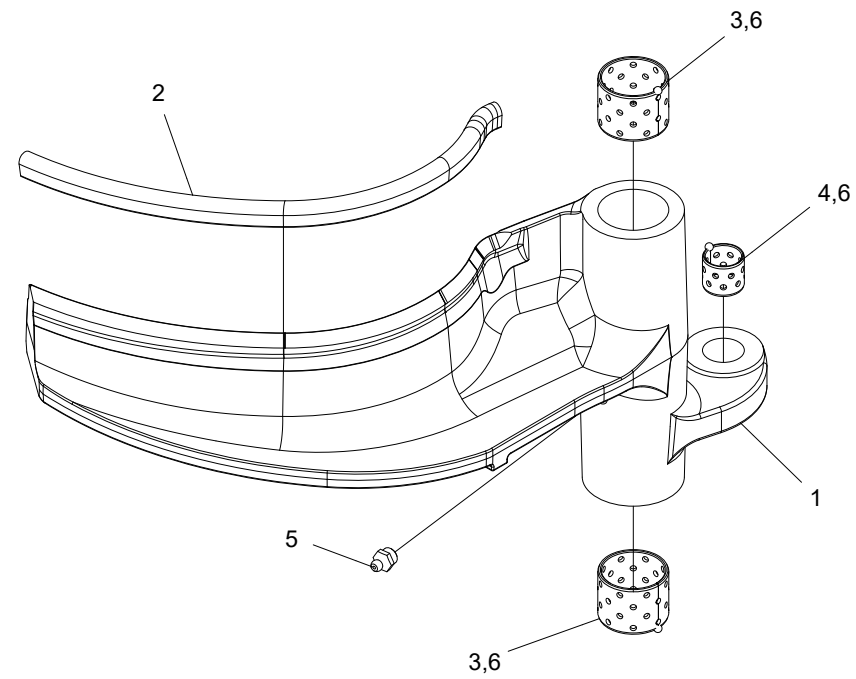
## Hydraulic cylinder

Structure 018352				
Pos.	Part no.	Quantity	Description	Specification
1	018352-KIT	1	Tie rod kit	



## Right delimiting knife

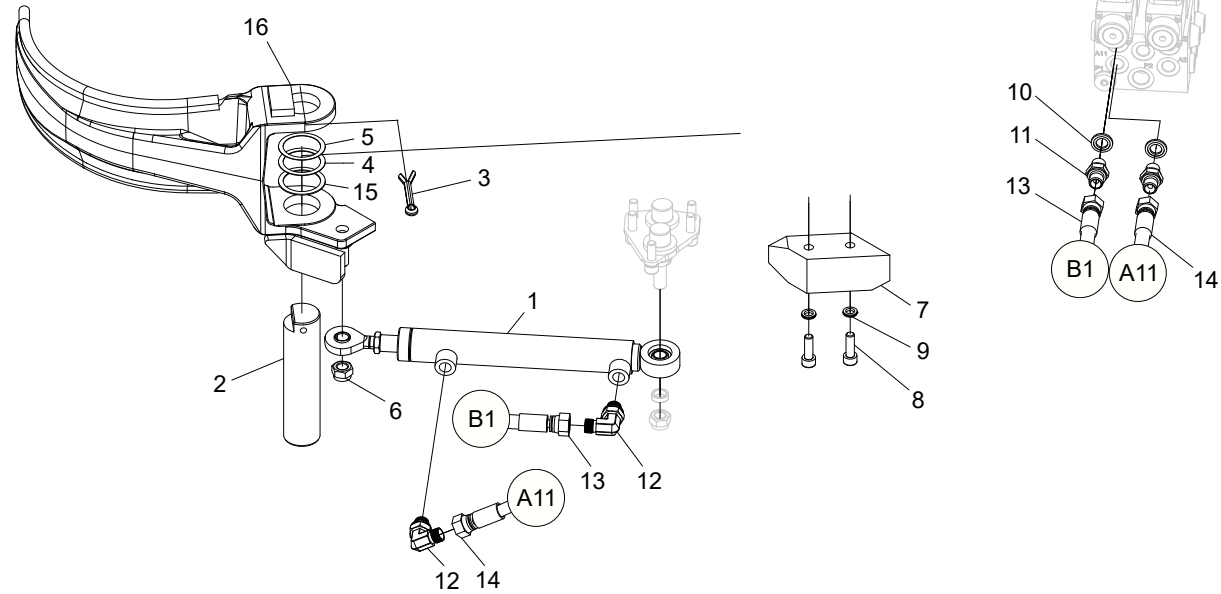
Structure 10000540				
Pos.	Part no.	Quantity	Description	Specification
1	10000532	1	Delimiting knife	
2	519010	0,31 m	Blade guard	
3	512012	2	Bushing	35x30
4	512001	1	Bushing	20x20
5	625000	1	Grease nipple	G 1/8"
6			Loctite	603



## Left delimiting knife

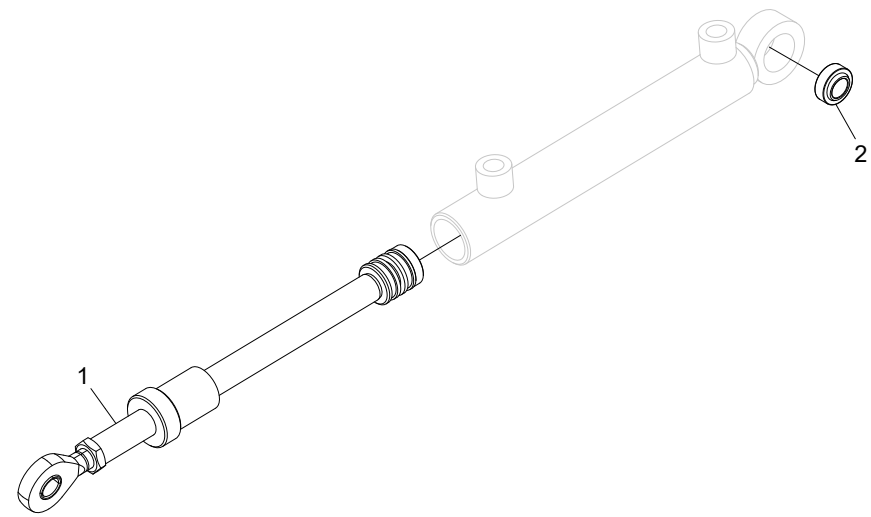
Structure 10000539				
Pos.	Part no.	Quantity	Description	Specification
1	10000530	1	Delimiting knife	
2	519010	0,31 m	Blade guard	
3	512012	2	Bushing	35x30
4	512001	1	Bushing	20x20
5	625000	1	Grease nipple	1/8"
6			Loctite	603





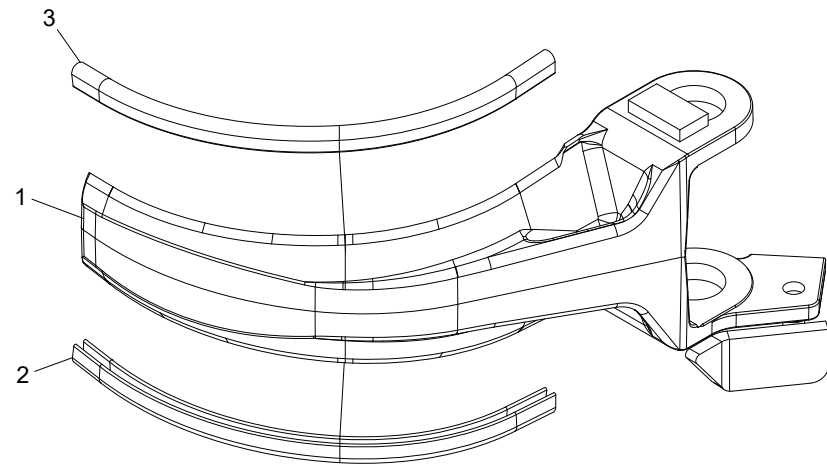
### Lower delimiting knife, assembly

Structure 10000547				
Pos.	Part no.	Quantity	Description	Specification
1	010185	1	Hydraulic cylinder	
2	010178-1	1	Shaft	
3	516002	1	Cotter pin	6,3x50
4	507002	1	Shim	36x45x0,5
5	507003	1	Shim	36x45x0,3
6	502056	1	Nut	M12
7	011049	1	Protection	
8	501070	2	Screw	M8x25 12.9
9	503055	2	Washer	NL8
10	601101	2	Bonded seal	1/4"
11	601028	2	Adapter	BSP -04
12	602020	2	Adapter	90 BSP -04 -04
13	641628	1	Hydraulic hose	
14	641629	1	Hydraulic hose	
15	507001	1	Shim	36x45x1,0
16	10000535	1	Delimiting knife	



## Hydraulic cylinder

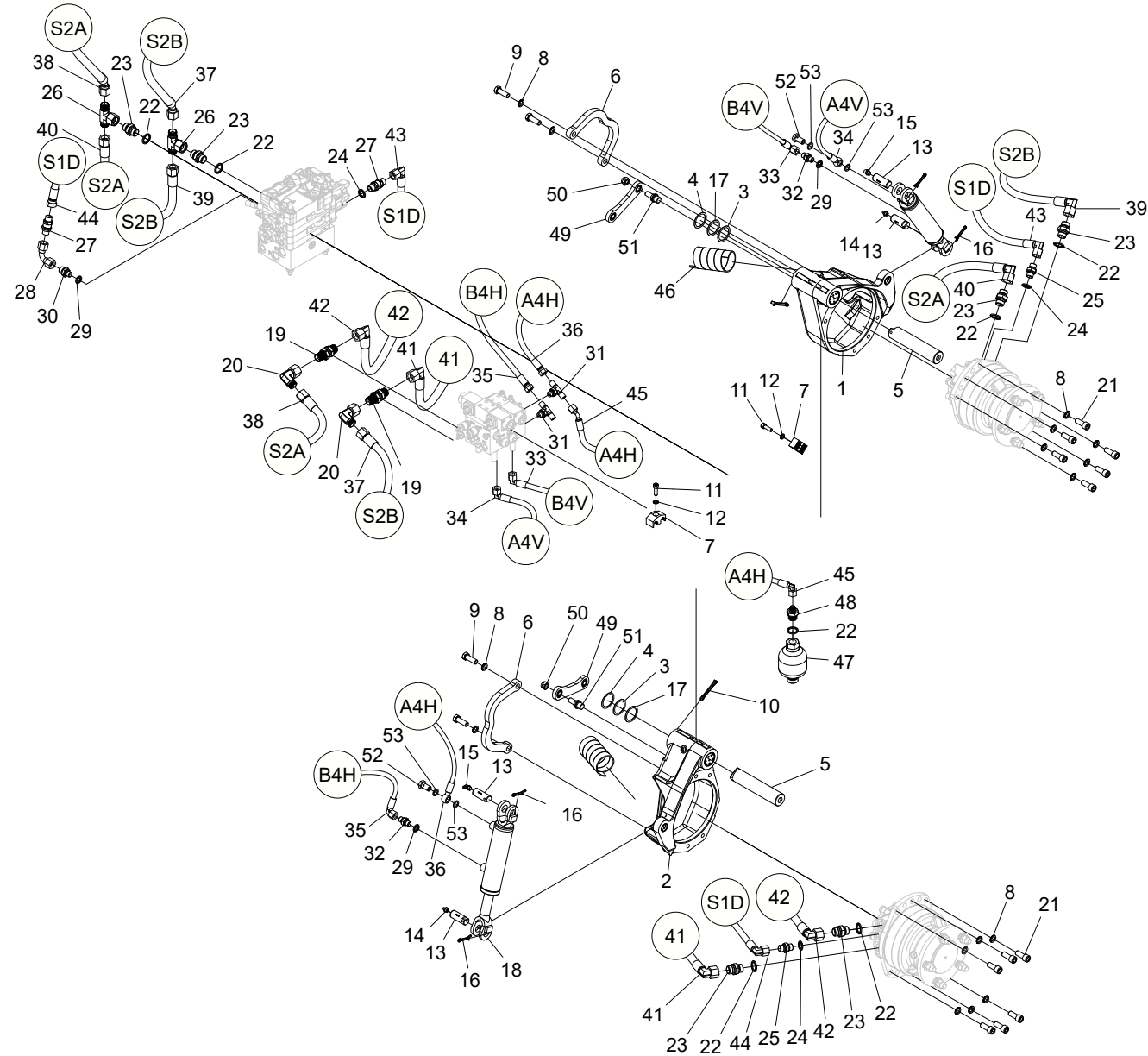
Structure 010185				
Pos.	Part no.	Quantity	Description	Specification
1	620010-KIT	1	Tie rod kit	
2	510002	1	Bushing	GE 12 E



## Lower delimiting knife

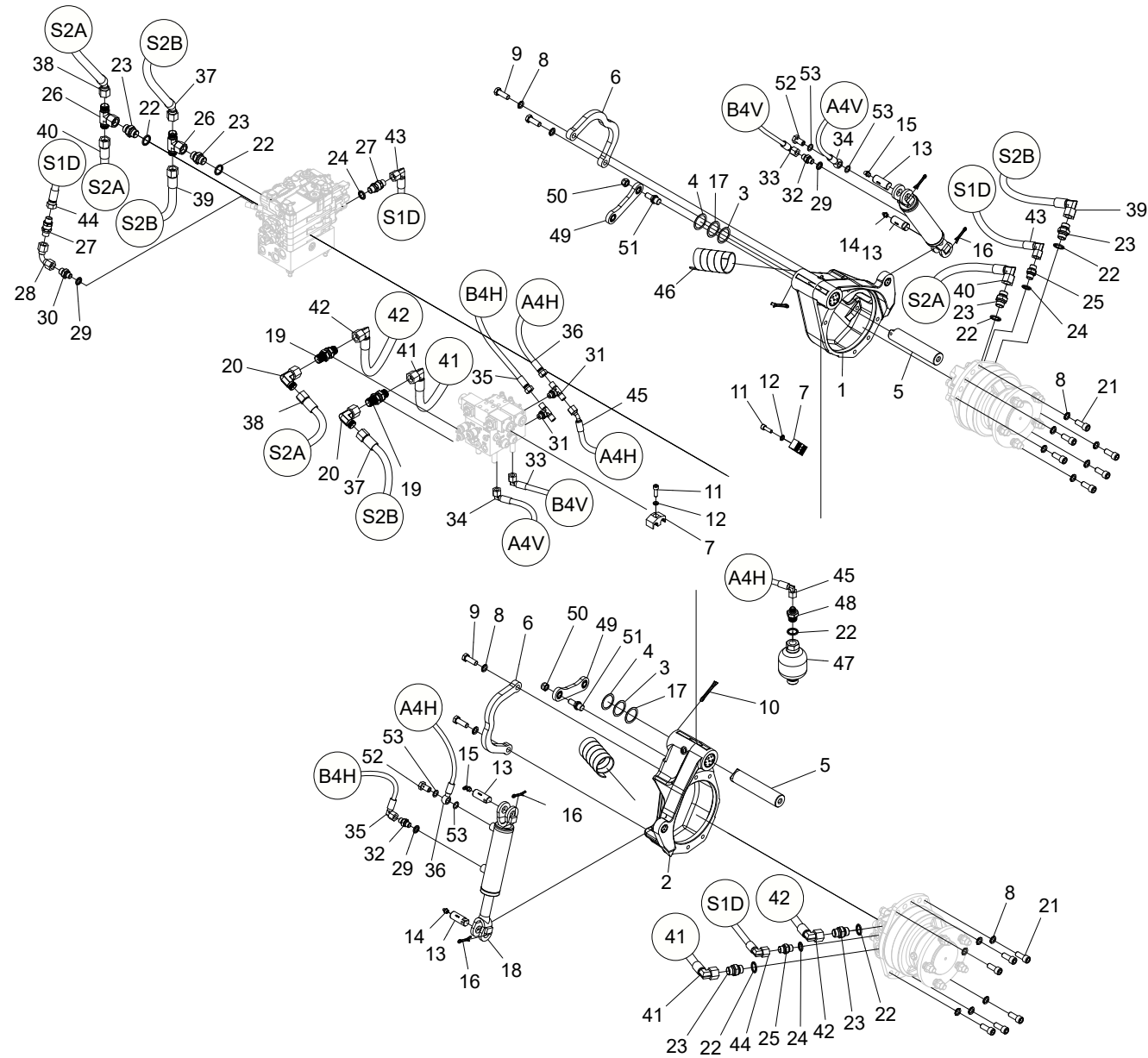
Structure 10000535				
Pos.	Part no.	Quantity	Description	Specification
1	10000534	1	Delimiting knife	
2	519010	0,30 m	Blade guard	
3	519010	0,30 m	Blade guard	

# Feeding unit



### Feeding unit, assembly

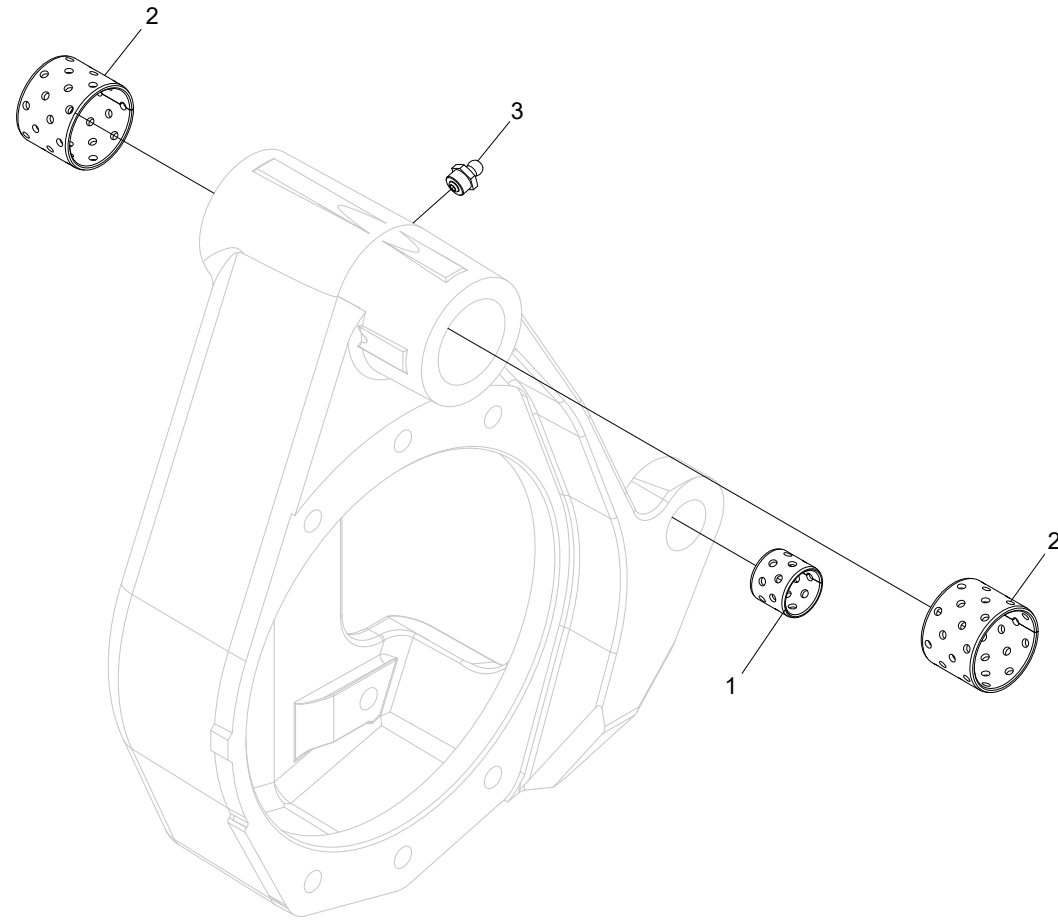
Structure 10000550				
Pos.	Part no.	Quantity	Description	Specification
1	032023	1	Feed roller arm	
2	032024	1	Feed roller arm	
3	507002	2	Shim	36x45x0,5
4	507003	2	Shim	36x45x0,3
5	010178-2	2	Shaft	Ø35 - 168
6	017992	2	Cover	
7	018371	2	Clamp	
8	503060	16	Washer	NL12
9	500092	4	Screw	M12x35 8.8 FZB
10	516002	2	Cotter pin	6,3x50
11	501070	2	Screw	M8x25 12.9
12	503055	2	Washer	NL8
13	010150	4	Shaft	
14	625000	2	Grease nipple	1/8"
15	625001	2	Grease nipple	1/8"
16	516001	4	Cotter pin	5x32
17	507001	2	Shim	36x45x1,0
18	018350	2	Hydraulic cylinder	
19	601212	2	Bulk head	1/2"
20	602026	2	Adapter	1/2"
21	501109	12	Screw	M12x30 12.9
22	601103	7	Bonded seal	1/2"
23	601036	6	Adapter	1/2"
24	601102	3	Bonded seal	3/8"
25	601032	2	Adapter	BSP -06
26	601017	2	Adapter	1/2"
27	617001	2	Check valve	BSP -06
28	601084	1	Adapter	BSP -06
29	601101	3	Bonded seal	1/4"
30	601029	1	Adapter	1/4" - 3/8"
31	602011	2	Adapter	BSP -04
32	601028	2	Adapter	BSP -04
33	641635	1	Hydraulic hose	

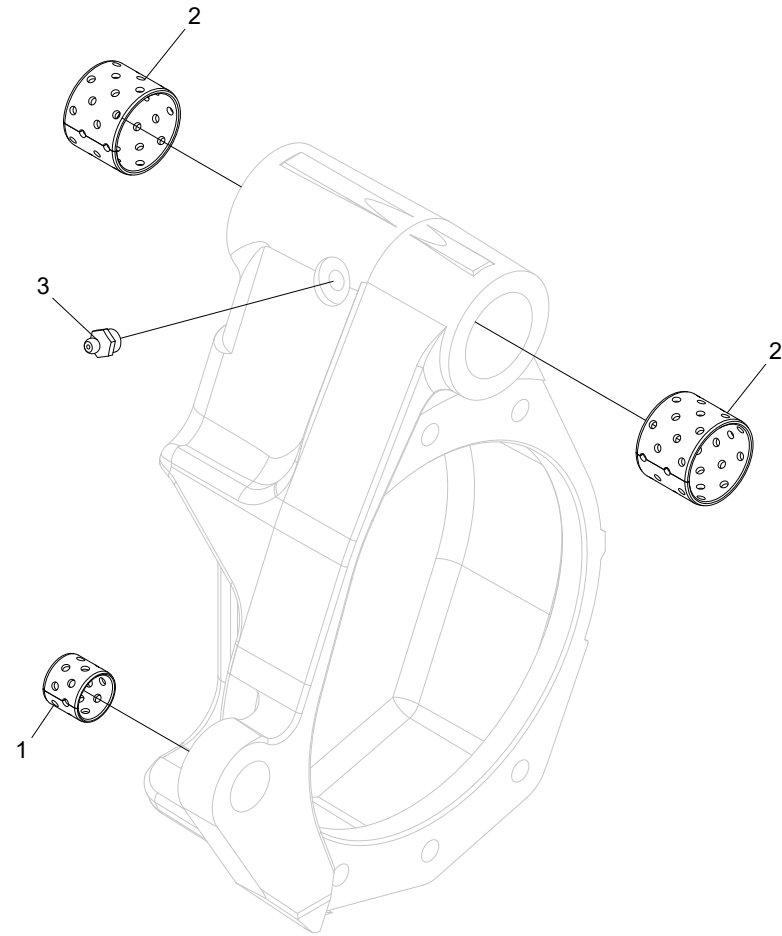


Structure				
Pos.	Part no.	Quantity	Description	Specification
34	641634	1	Hydraulic hose	
35	641633	1	Hydraulic hose	
36	641632	1	Hydraulic hose	
37	641637	1	Hydraulic hose	
38	641636	1	Hydraulic hose	
39	641641	1	Hydraulic hose	
40	641640	1	Hydraulic hose	
41	641639	1	Hydraulic hose	
42	641638	1	Hydraulic hose	
43	641643	1	Hydraulic hose	
44	641642	1	Hydraulic hose	
45	641644	1	Hydraulic hose	
46	615051		Hose protection	2"
47	610114	1	Accumulator	
48	601030	1	Adapter	1/4" - 1/2"
49	010931	2	Tie rod	
50	502056	2	Nut	M12
51	012152	2	Pin	
52	601060	2	Banjo screw	1/4"
53	601200	4	Copper seal	13x19x1,5

**Feed roller arm, left**

Structure 032023				
Pos.	Part no.	Quantity	Description	Specification
1	512001	1	Bushing	20x20
2	512012	2	Bushing	35x30
3	625000	1	Grease nipple	1/8"

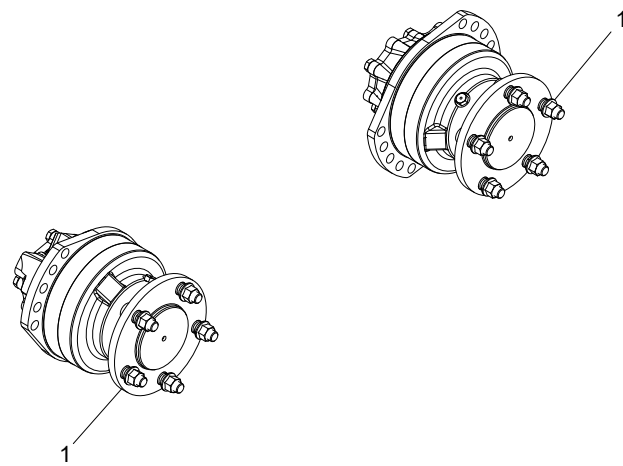




## Feed roller arm, right

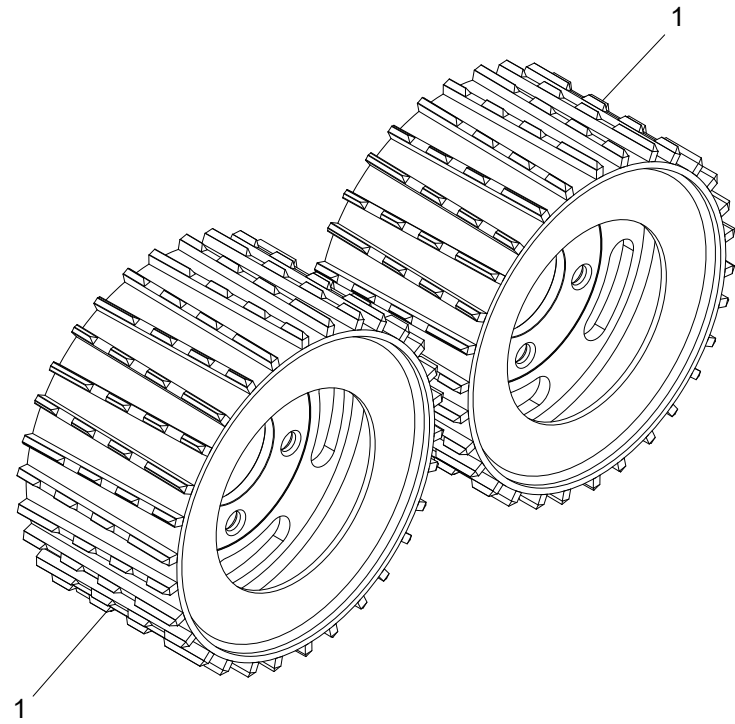
Structure 032024				
Pos.	Part no.	Quantity	Description	Specification
1	512001	1	Bushing	20x20
2	512012	2	Bushing	35x30
3	625000	1	Grease nipple	1/8"





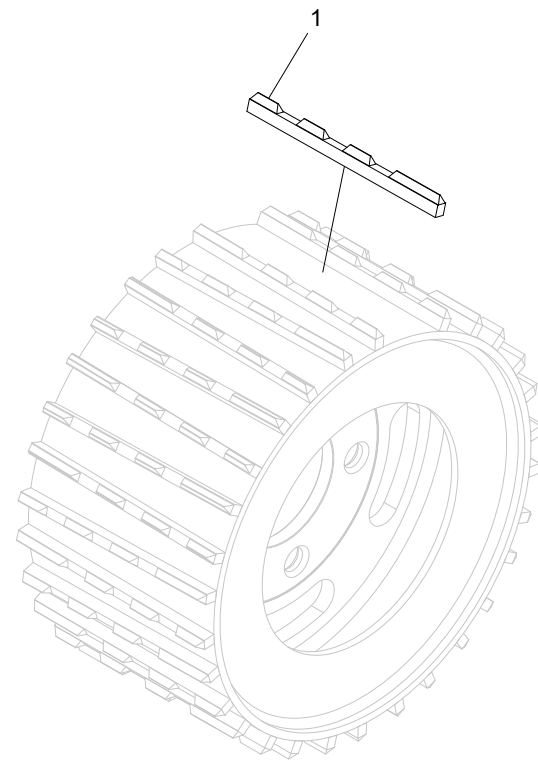
## Feed roller motors

Structure 10000551				
Pos.	Part no.	Quantity	Description	Specification
1	10000301	2	Feed roller motor	280 cc

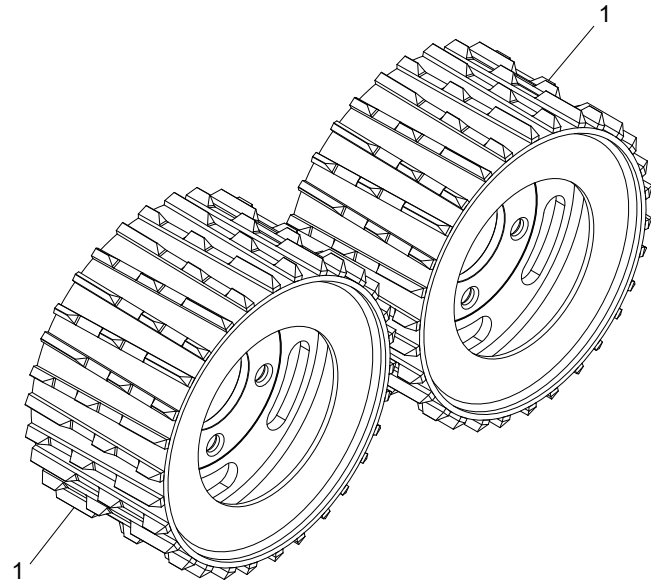


## Feed rollers, V-steel Soft Grip

Structure 033064				
Pos.	Part no.	Quantity	Description	Specification
1	032094	2	Feed roller	

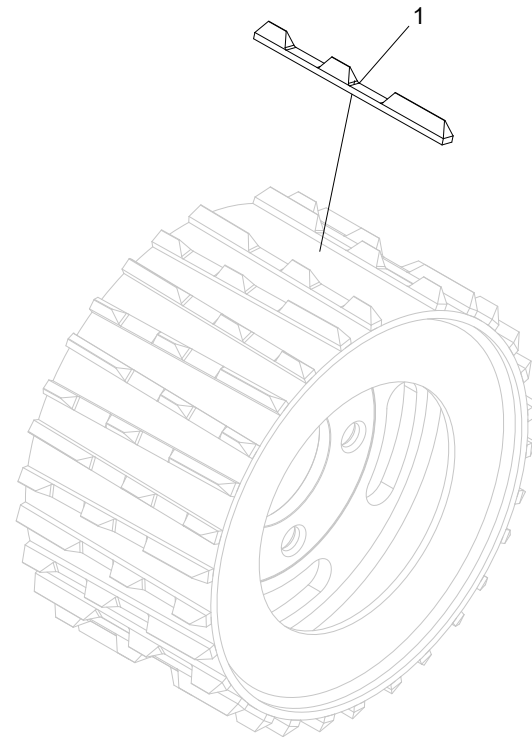
**Feed roller, V-steel Soft Grip**

Structure				
032094				
Pos.	Part no.	Quantity	Description	Specification
1	016633	30	Bar	

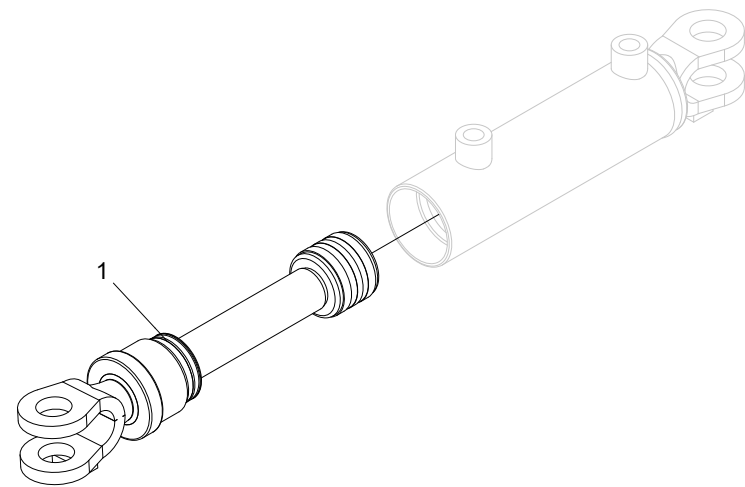


## Feed rollers, V-steel Hard Grip

Structure 033065				
Pos.	Part no.	Quantity	Description	Specification
1	032095	2	Feed roller	

**Feed roller, V-steel Hard Grip**

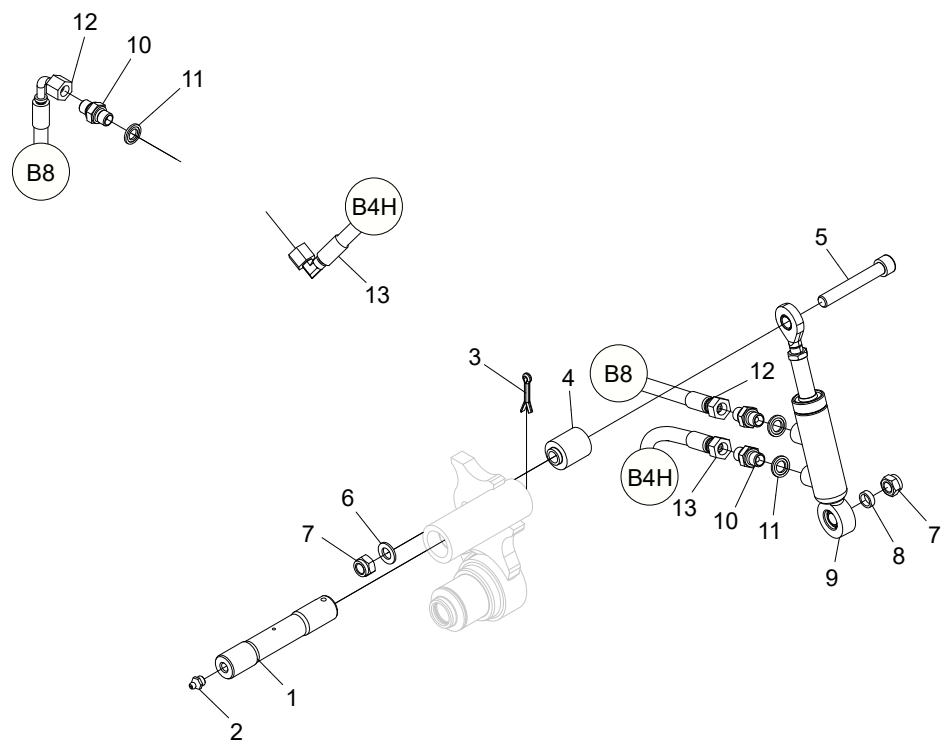
Structure 032095				
Pos.	Part no.	Quantity	Description	Specification
1	017082	30	Bar	



## Hydraulic cylinder

Structure				
018350				
Pos.	Part no.	Quantity	Description	Specification
1		1	Tie rod kit	

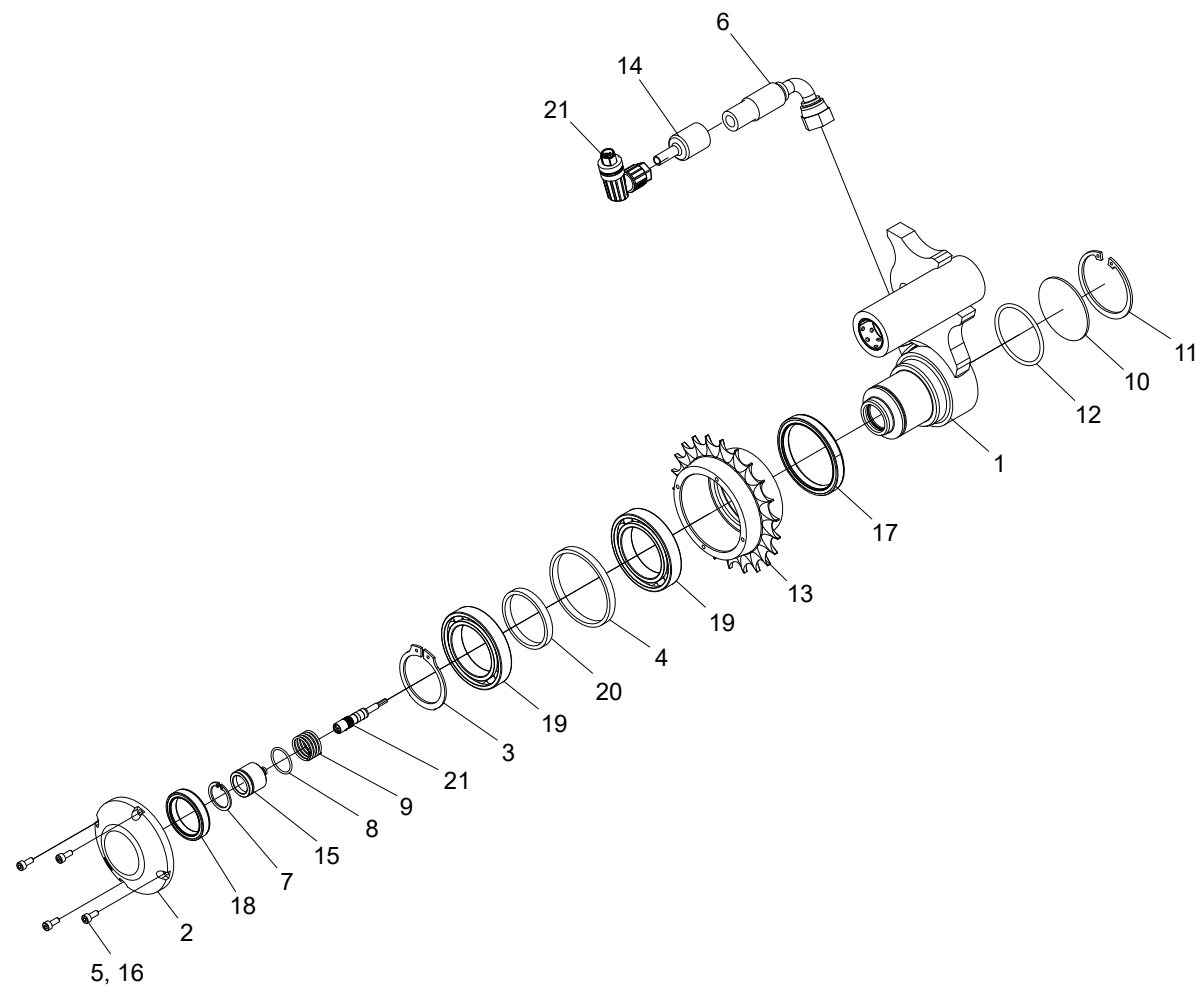
# Measuring



### Lenght measuring unit, assembly

Structure 10000657				
Pos.	Part no.	Quantity	Description	Specification
1	011087	1	Pin	
2	625000	1	Grease nipple	1/8"
3	516001	1	Cotter pin	5x32
4	010945	1	Spacer	
5	501117	1	Screw	M12x80 12.9
6	503009	1	Washer	12x22x2,0
7	502056	2	Nut	M12
8	010170	1	Spacer	
9	011106	1	Hydraulic cylinder	
10	601028	3	Adapter	BSP -04
11	601101	3	Bonded seal	1/4"
12	641651	1	Hydraulic hose	
13	641652	1	Hydraulic hose	



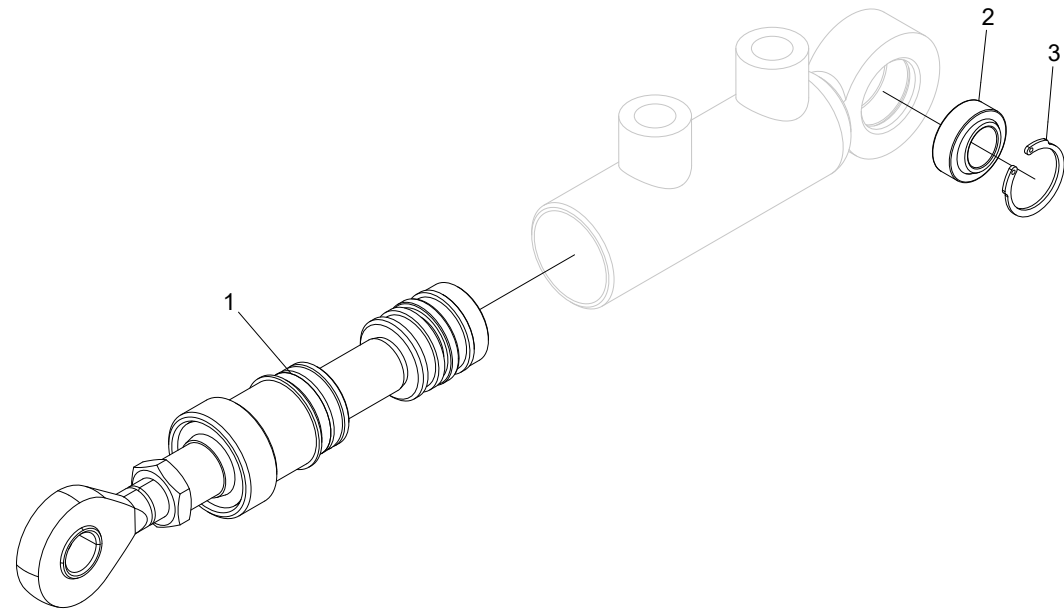


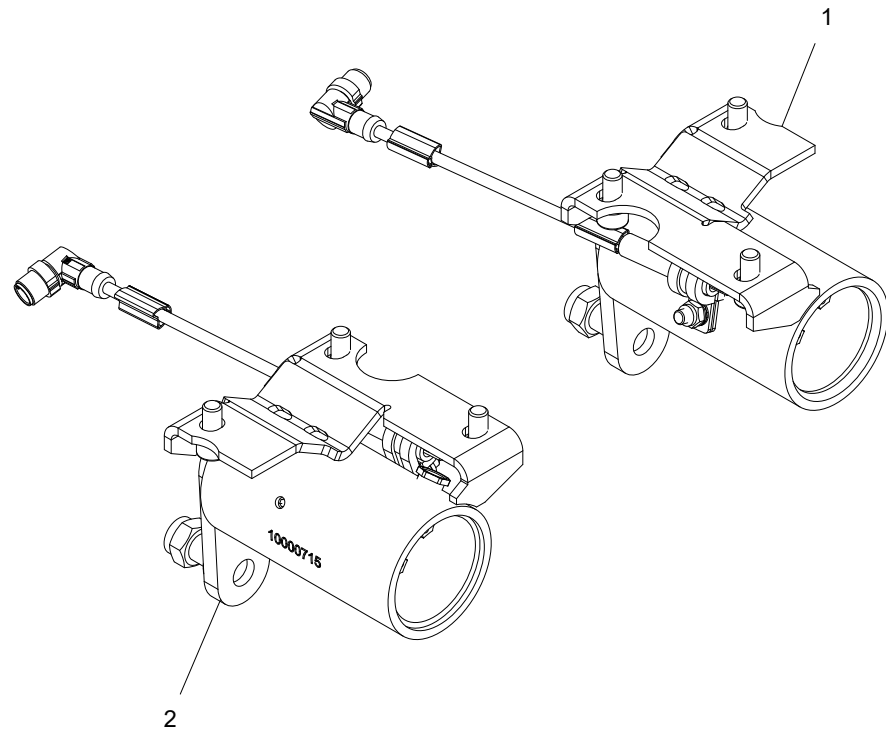
## Length measuring arm

Structure 10000160				
Pos.	Part no.	Quantity	Description	Specification
1	10000041	1	Length measuring arm	
2	10000132	1	Cover	
3	517051	1	Circlip	SGA 45
4	011667	1	Spacer	
5	501013	4	Screw	M4x10 12.9
6	641411	1	Hose	
7	517215	1	Circlip	SGH 23
8	540014	1	O-ring	17,1x1,6
9	526041	1	Spring	1,6x20x33,2
10	018876	1	Cover	
11	517249	1	Circlip	SGH 56
12	543075	1	O-ring	48x3
13	10000164	1	Wheel rim	
14	015113	1	Seal	
15	401382	1	Sensor	
16			Loctite	243
17	10000162	1	Seal	
18	546008	1	Seal ring	31x42x8
19	10000161	2	Bearing	
20	10000163	1	Spacer	
21	672036	1	Cable	

### Hydraulic cylinder

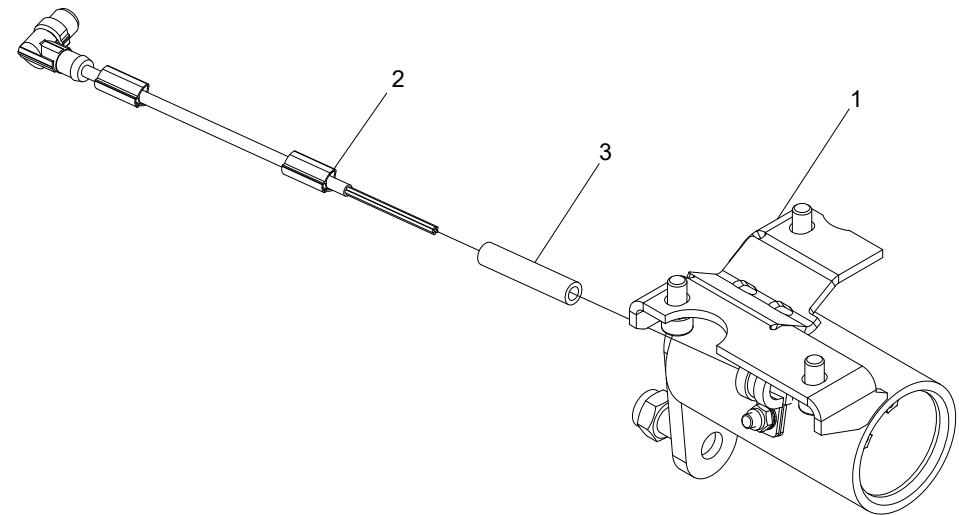
Structure 011106				
Pos.	Part no.	Quantity	Description	Specification
1		1	Tie rod kit	
2	015220	1	Bushing	GE12E
3	517214	1	Circlip	





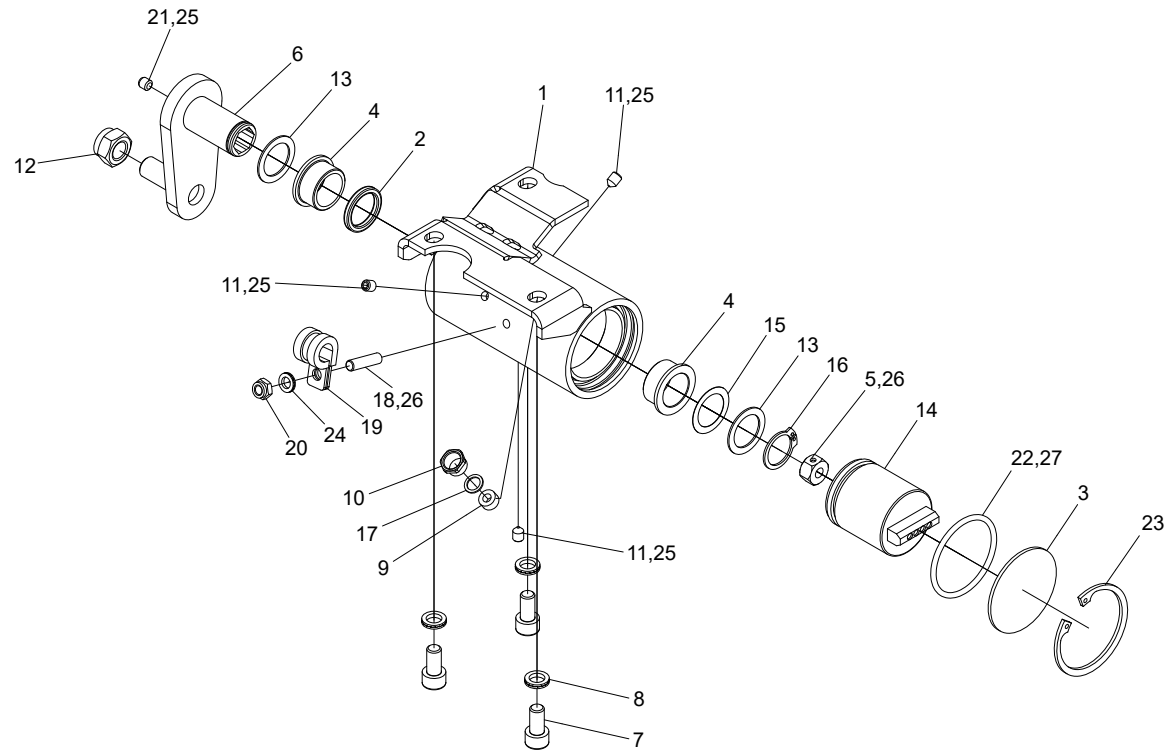
## Diameter measuring

Structure 10000665				
Pos.	Part no.	Quantity	Description	Specification
1	10000717	1	Encoder housing	
2	10000718	1	Encoder housing	



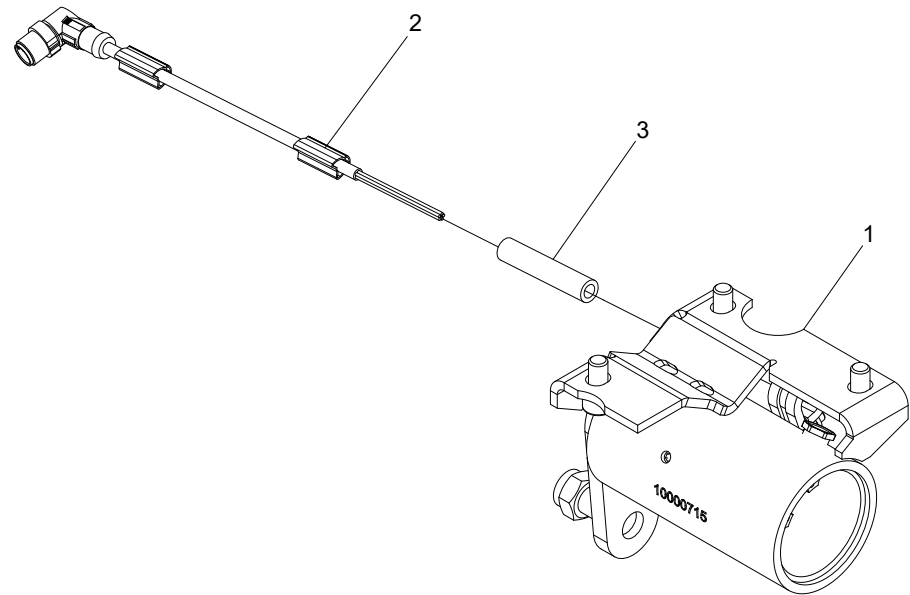
## Encoder

Structure 10000717				
Pos.	Part no.	Quantity	Description	Specification
1	10000719	1	Encoder housing	
2	672039	1	Cable	
3	615020		Hose	ID 6mm



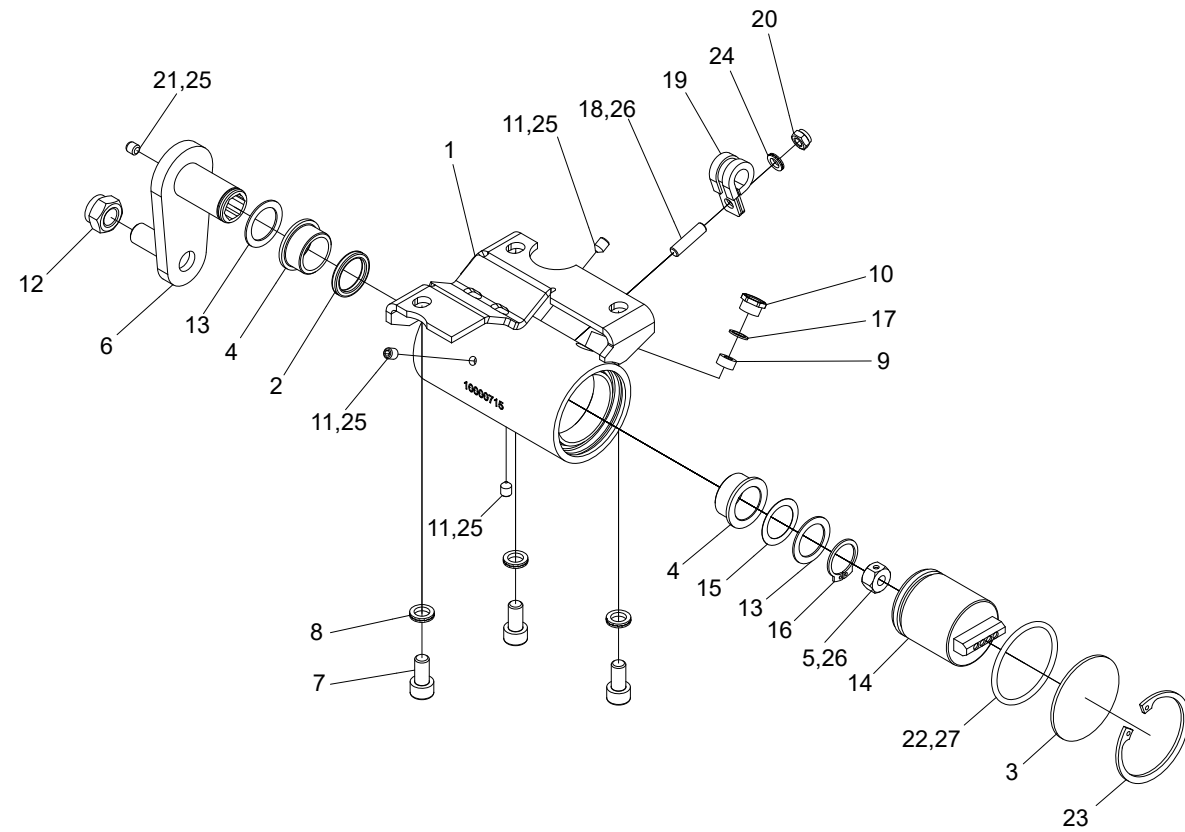
## Encoder housing

Structure 10000719				
Pos.	Part no.	Quantity	Description	Specification
1	10000716	1	Encoder housing	
2	10000666	1	Seal ring	
3	10000505	1	Cover	
4	10000680	2	Plastic bushing	
5	014337	1	Carrier	
6	013555	1	Link arm	
7	501067	3	Screw	M8x16 12.9
8	503055	3	Washer	NL8
9	401262	1	Rubber bushing	PG7
10	401260	1	Nut	PG7
11	513010	3	Stop screw	M6x8
12	502056	1	Nut	M12
13	507006	2	Shim	20x28x1,0
14	401314	1	Encoder	
15	507008	1	Shim	20x28x0,2
16	517027	1	Circlip	SGA 20
17	401261	1	Washer	PG7
18	505053	1	Pin screw	M6x23,5
19	622049	1	Clamp	
20	502053	1	Nut	M6
21	513040	1	Stop screw	M6x6
22	543027	1	O-ring	Ø44,2x3,0
23	517245	1	Circlip	SGH 52
24	503065	1	Washer	NL6
25			Loctite	542
26			Loctite	243
27			Loctite	SI 5926



## Encoder

Structure 10000718				
Pos.	Part no.	Quantity	Description	Specification
1	10000720	1	Encoder housing	
2	672038	1	Cable	
3	615020		Hose	ID 6mm

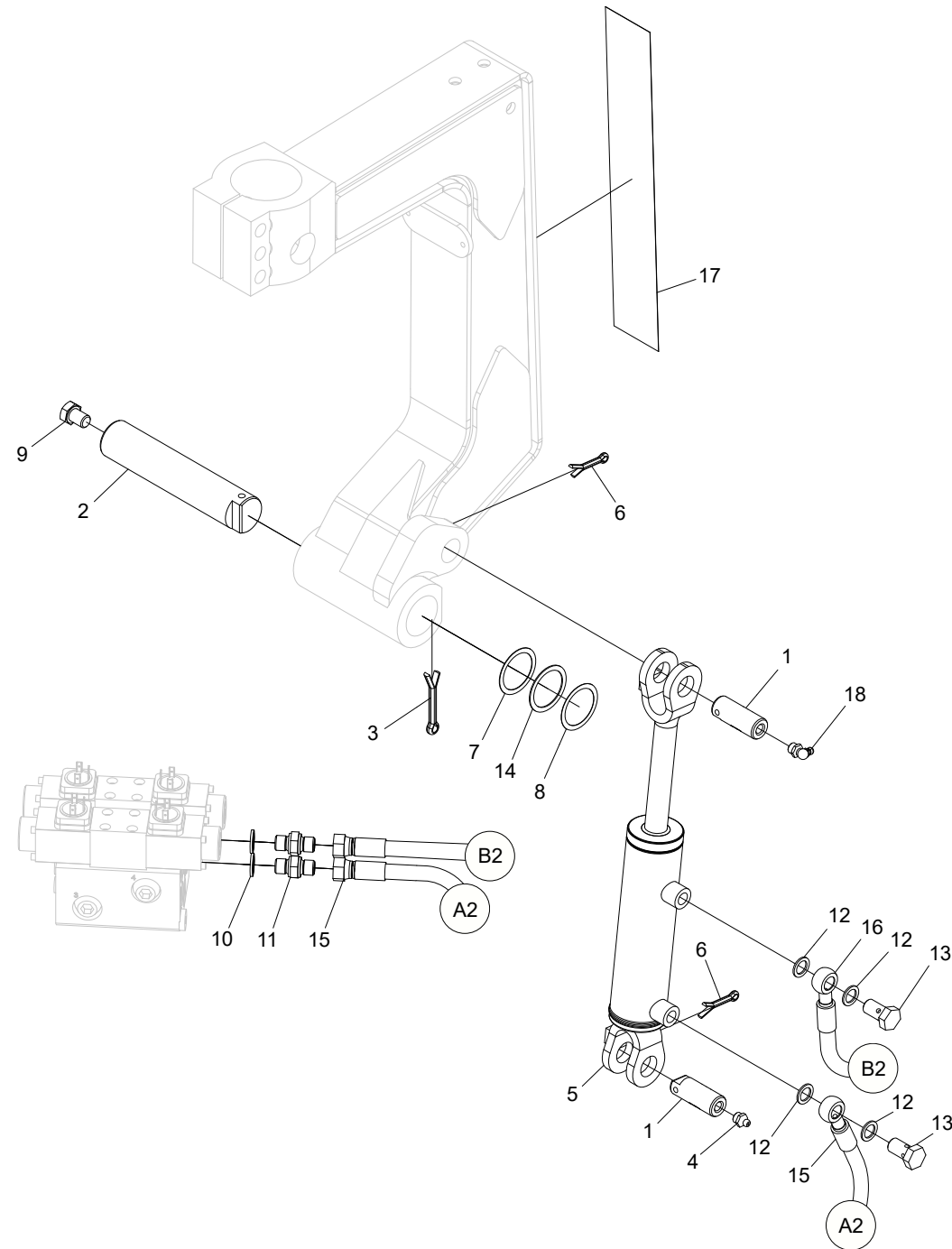


## Encoder housing

Structure 10000720				
Pos.	Part no.	Quantity	Description	Specification
1	10000715	1	Encoder housing	
2	10000666	1	Seal ring	
3	10000505	1	Cover	
4	10000680	2	Plastic bearing	
5	014337	1	Carrier	
6	013555	1	Link arm	
7	501067	3	Screw	M8x16 12.9
8	503055	3	Washer	NL8
9	401262	1	Rubber bushing	PG7
10	401260	1	Nut	PG7
11	513010	3	Stop screw	M6x8
12	502056	1	Nut	M12
13	507006	2	Shim	20x28x1,0
14	401314	1	Encoder	
15	507008	1	Shim	20x28x0,2
16	517027	1	Circlip	SGA 20
17	401261	1	Washer	PG7
18	505053	1	Pin screw	M6x23,5
19	622049	1	Clamp	
20	502053	1	Nut	M6 FZB
21	513040	1	Stop screw	M6x6
22	543027	1	O-ring	Ø44,2x3,0
23	517245	1	Circlip	SGH 52
24	503065	1	Washer	NL6
25			Loctite	542
26			Loctite	243
27			Loctite	SI 5926

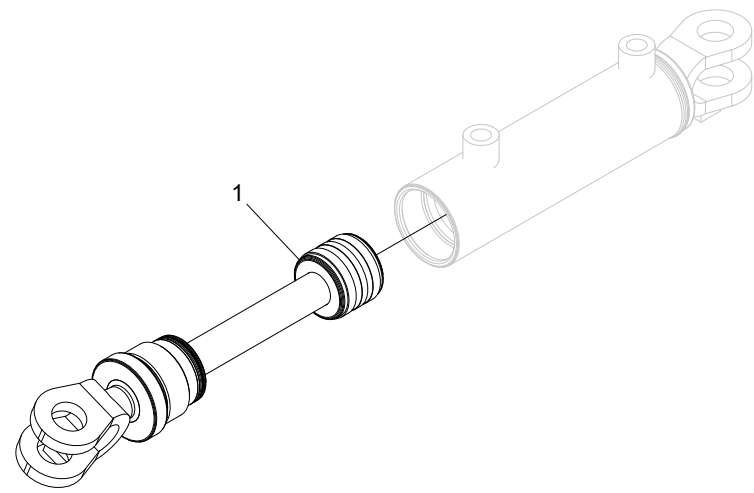
# Felling unit





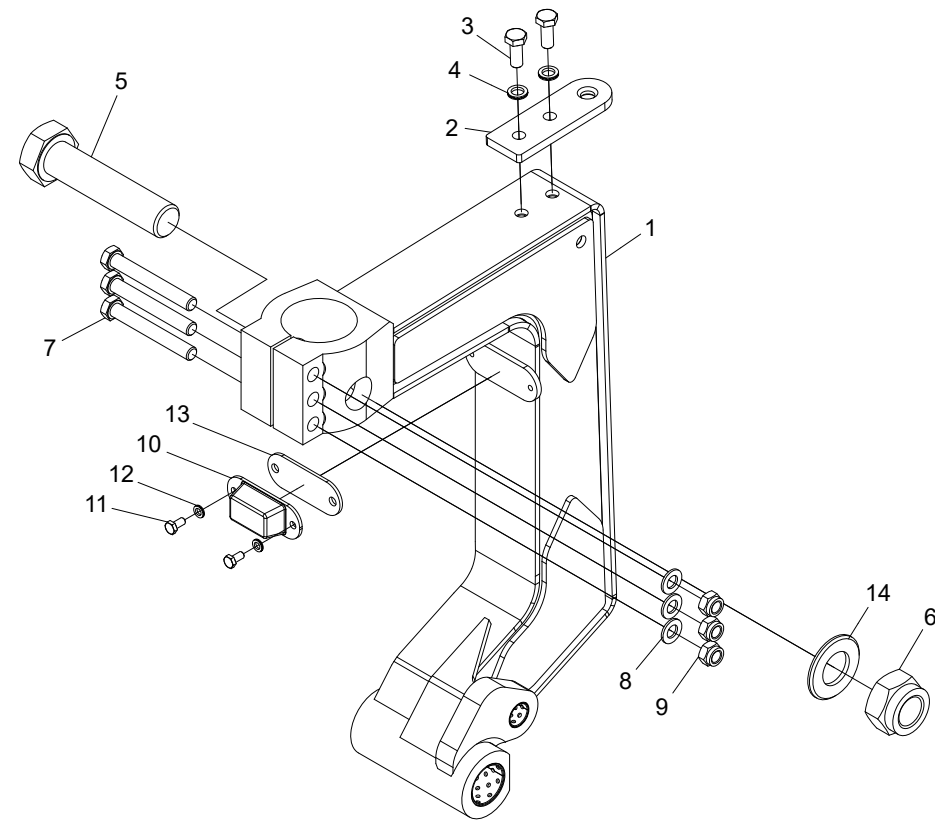
### Felling unit, assembly

Structure 10000548				
Pos.	Part no.	Quantity	Description	Specification
1	010150	2	Pin	
2	010178-2	1	Pin	
3	516002	1	Cotter pin	6.3x50
4	625000	2	Grease nipple	1/8"
5	018352	1	Hydraulic cylinder	
6	516001	2	Cotter pin	5x32
7	507002	1	Shim	36x45x0,5
8	507003	1	Shim	36x45x0,3
9	500087	1	Screw	M12x16
10	601101	2	Bonded seal	1/4"
11	601028	2	Adapter	BSP -04
12	601200	4	Copper seal	13x19x1,5
13	601060	2	Banjo screw	1/4"
14	507001	1	Shim	36x45x1,0
15	641630	1	Hydraulic hose	
16	641631	1	Hydraulic hose	
17	10000372	1	Decal	
18	625001	1	Grease nipple	1/8"



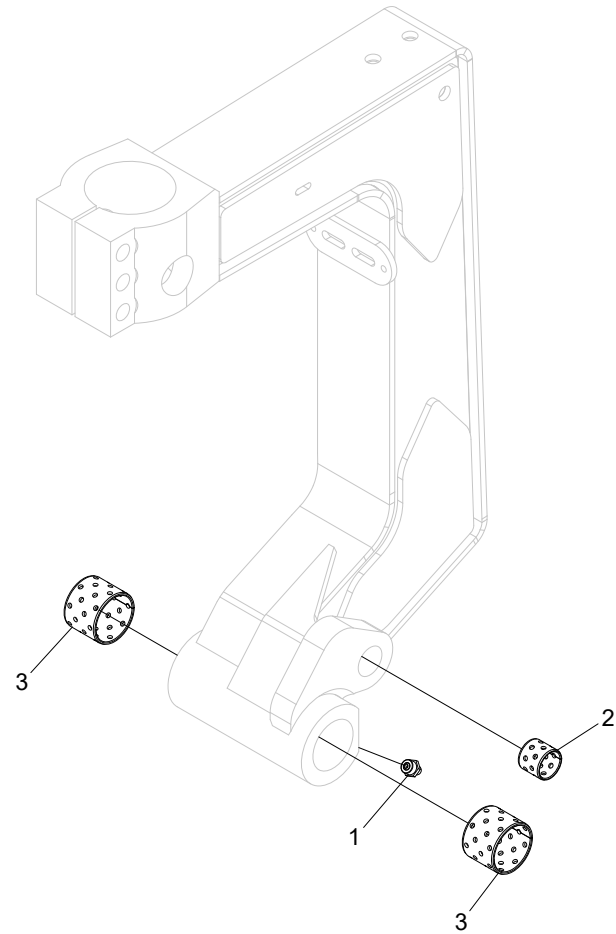
## Hydraulic cylinder

Structure 018352				
Pos.	Part no.	Quantity	Description	Specification
1	018352-KIT	1	Tie rod kit	



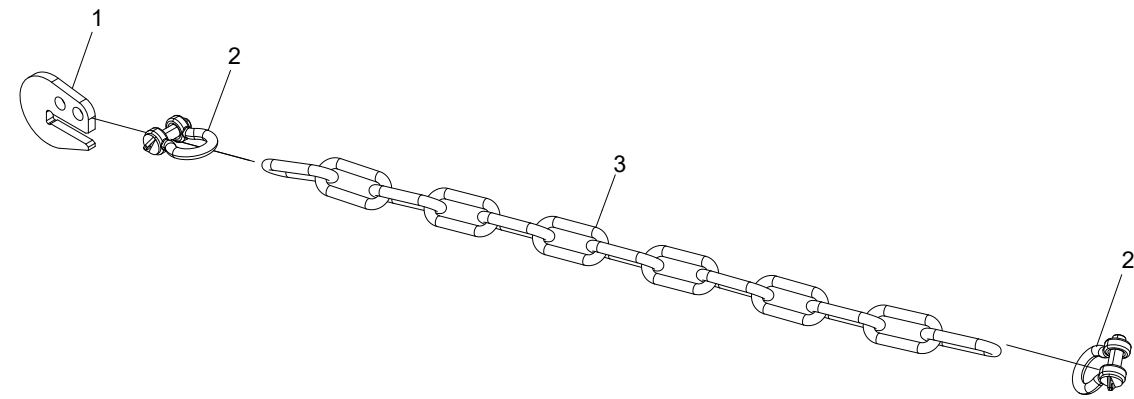
## Felling link for GV4

Structure 10000549				
Pos.	Part no.	Quantity	Description	Specification
1	033069	1	Felling link	
2	011717	1	Bracket	
3	500068	2	Screw	M10x25 8.8 FZB
4	503057	2	Washer	NL10
5	505011	1	Screw	M30x130 8.8 FZB
6	502064	1	Nut	M30
7	500102	3	Screw	M12x90 8.8 FZB
8	503009	3	Washer	12x22x2 FZB
9	502056	3	Nut	M12
10	012845	1	Rubber damper	
11	500021	2	Screw	M6x12 8.8 FZB
12	503065	2	Washer	NL6
13	011569	1	Shim	
14	503046	1	Washer	31x58x4 FZB



## Felling link

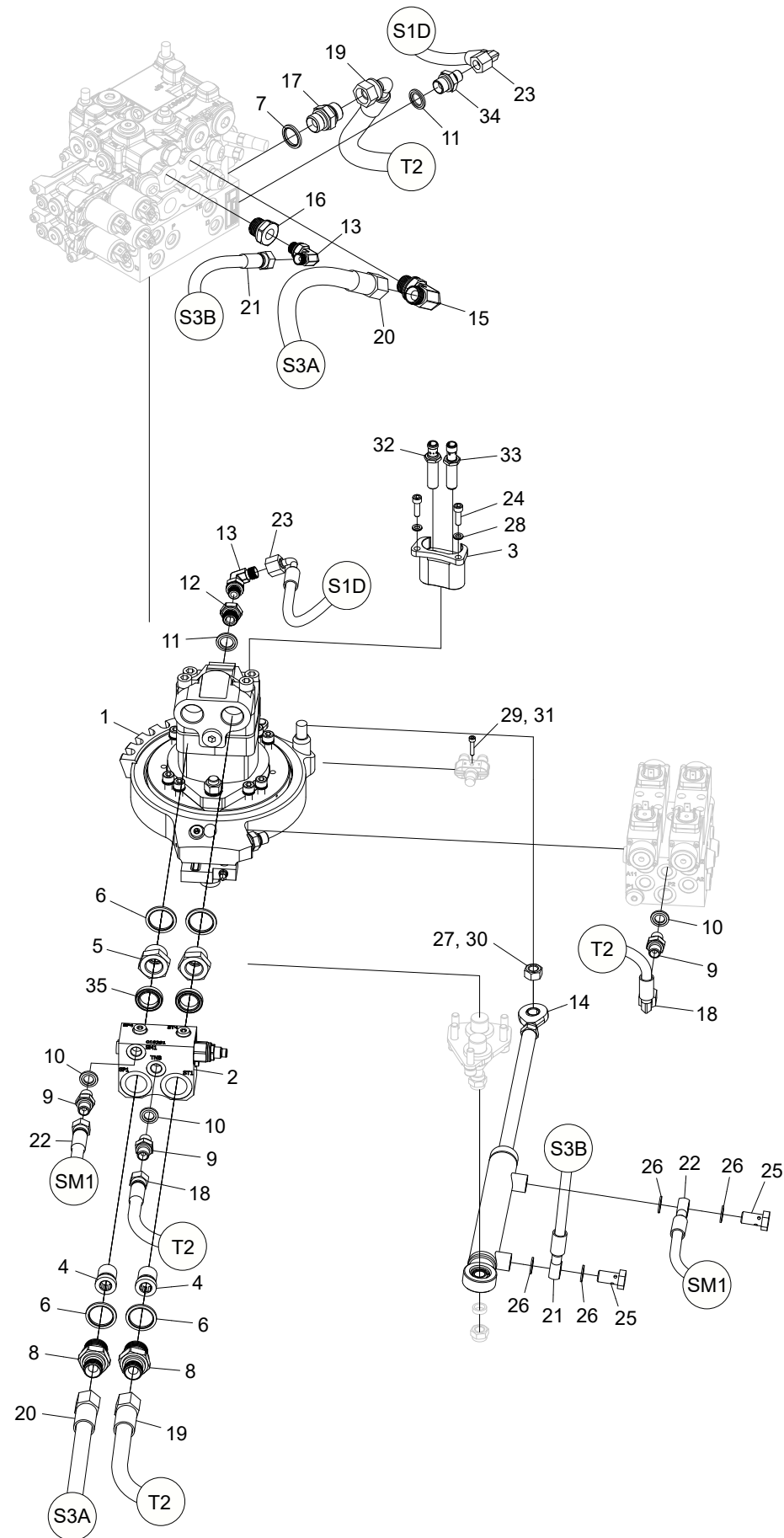
Structure 033069				
Pos.	Part no.	Quantity	Description	Specification
1	625000	1	Grease nipple	1/8"
2	512001	1	Bushing	20x20
3	512012	2	Bushing	35x30



## Safety chain

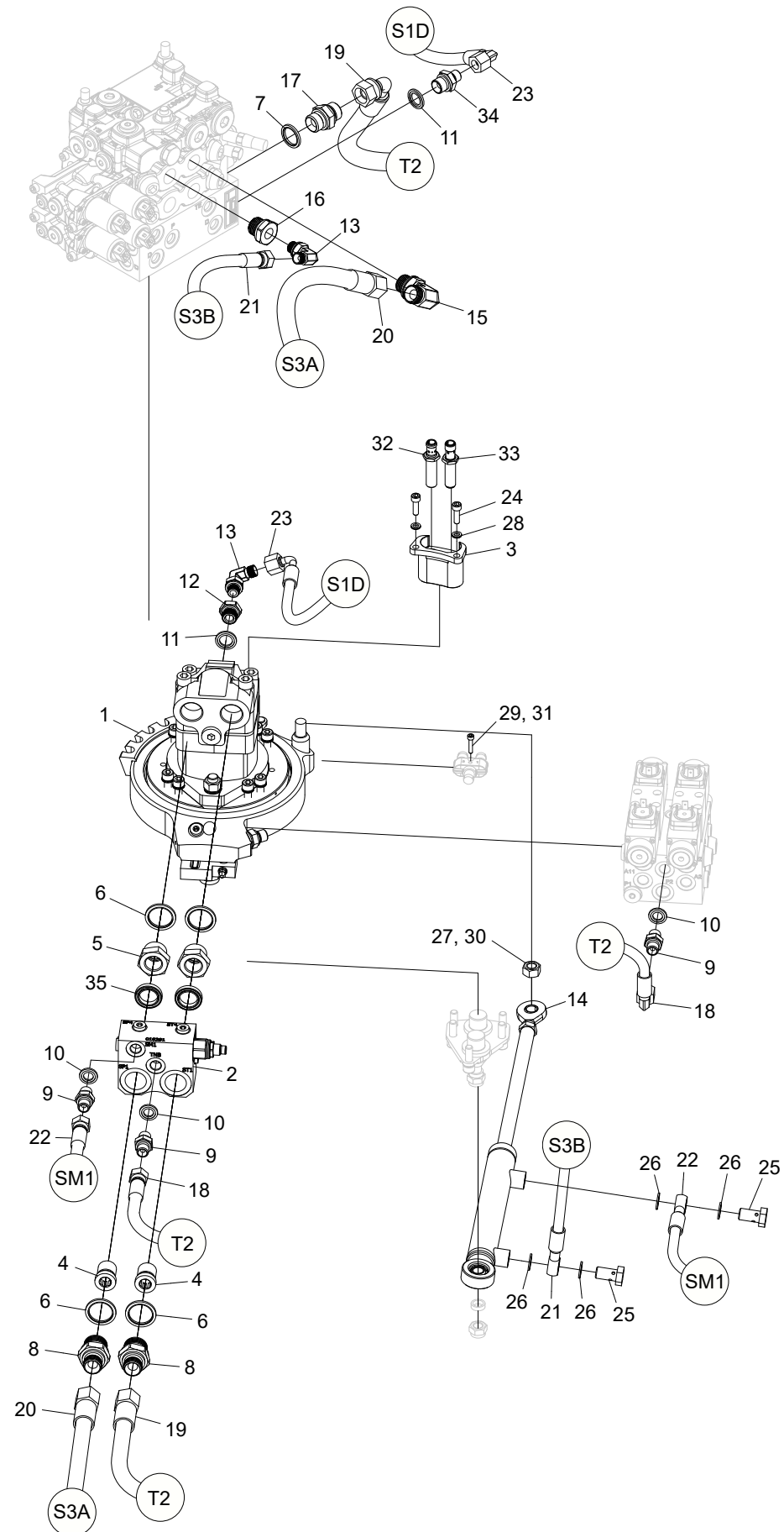
Structure 013239				
Pos.	Part no.	Quantity	Description	Specification
1	013098	1	Safety hook	
2	523071	2	Shackle	
3	523088	1	Chain	

# Saw unit



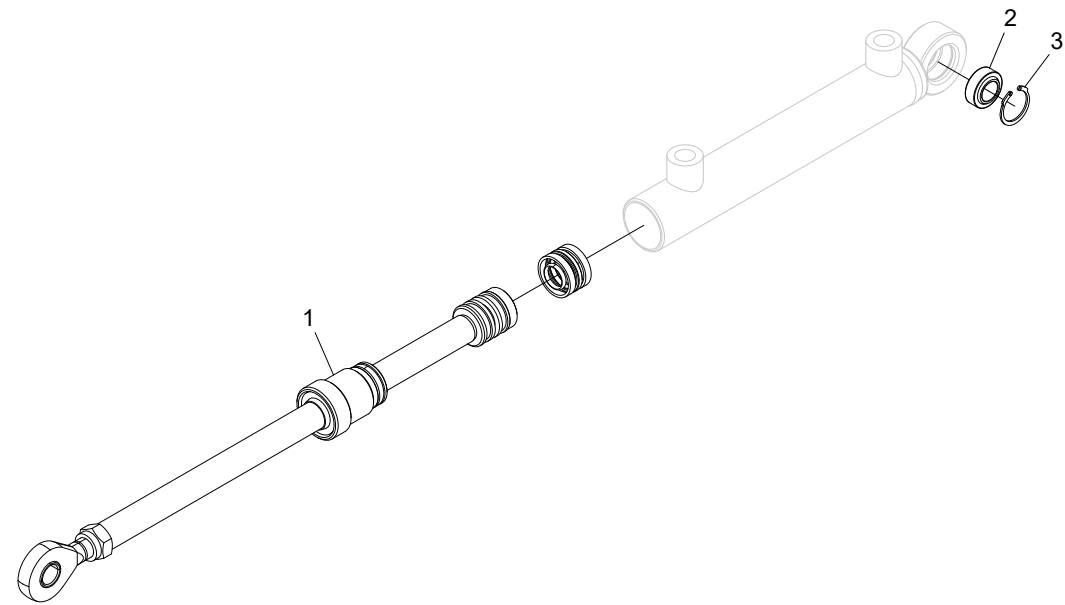
## Saw unit

Structure 10000463				
Pos.	Part no.	Quantity	Description	Specification
1	10000322	1	Saw unit	
2	018300	1	Manifold	
3	10000458	1	Bracket	
4	013345	2	Adapter	1/2"
5	601053	2	Adapter	BSP -08/ BSP-12
6	601104	4	Bonded seal	3/4"
7	601103	1	Bonded seal	1/2"
8	601037	2	Adapter	1/2" - 3/4"
9	601028	3	Adapter	BSP -04
10	601101	3	Bonded seal	1/4"
11	601102	2	Bonded seal	3/8"
12	602052	1	Adapter	3/8" - 1/4"
13	602020	2	Adapter	BSP -04
14	018348	1	Hydraulic cylinder	
15	602022	1	Adapter	BSP -08
16	602059	1	Adapter	BSP -08 / BSP -04
17	601036	1	Adapter	1/2"
18	641645	1	Hydraulic hose	
19	641647	1	Hydraulic hose	
20	641646	1	Hydraulic hose	
21	641648	1	Hydraulic hose	
22	641649	1	Hydraulic hose	
23	641650	1	Hydraulic hose	
24	501046	2	Screw	M6x20 12.9
25	601060	2	Banjo screw	1/4"
26	601200	4	Copper seal	13x19x1,5
27	502007	1	Nut	M12 FZB
28	503065	2	Washer	NL6
29	501016	1	Screw	M4x20 12.9
30			Threadlocker	270
31			Threadlocker	243
32	401318	1	Sensor	
33	10000370	1	Sensor	



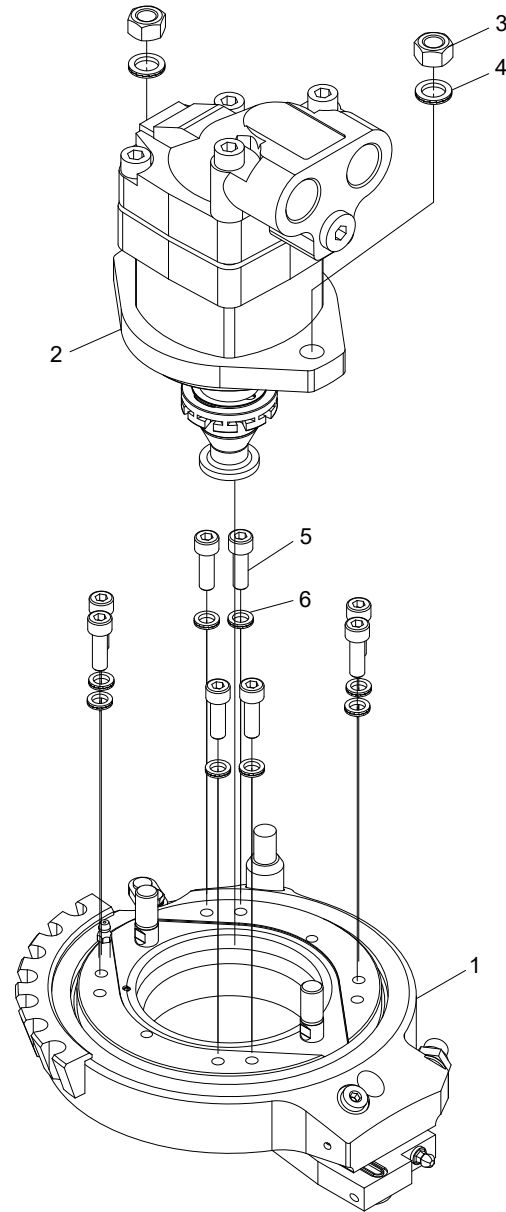
Structure				
Pos.	Part no.	Quantity	Description	Specification
34	601029	1	Adapter	1/4" - 3/8"
35	022990	2	Spacer	





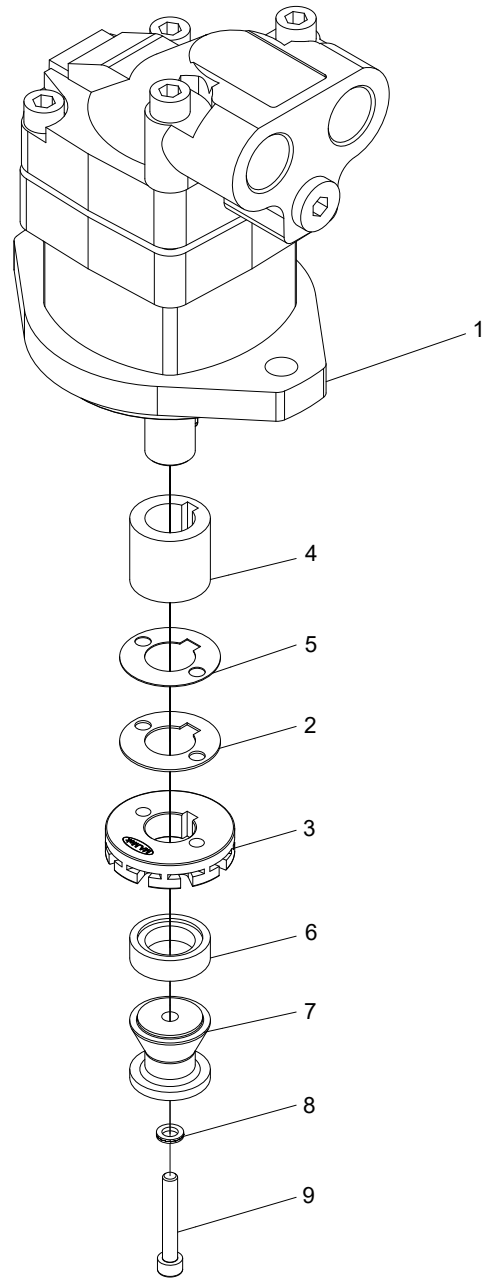
## Hydraulic cylinder

Structure 018348				
Pos.	Part no.	Quantity	Description	Specification
1		1	Tie rod kit	
2	510002	1	Bushing	GE12E
3	517214	1	Circlip	



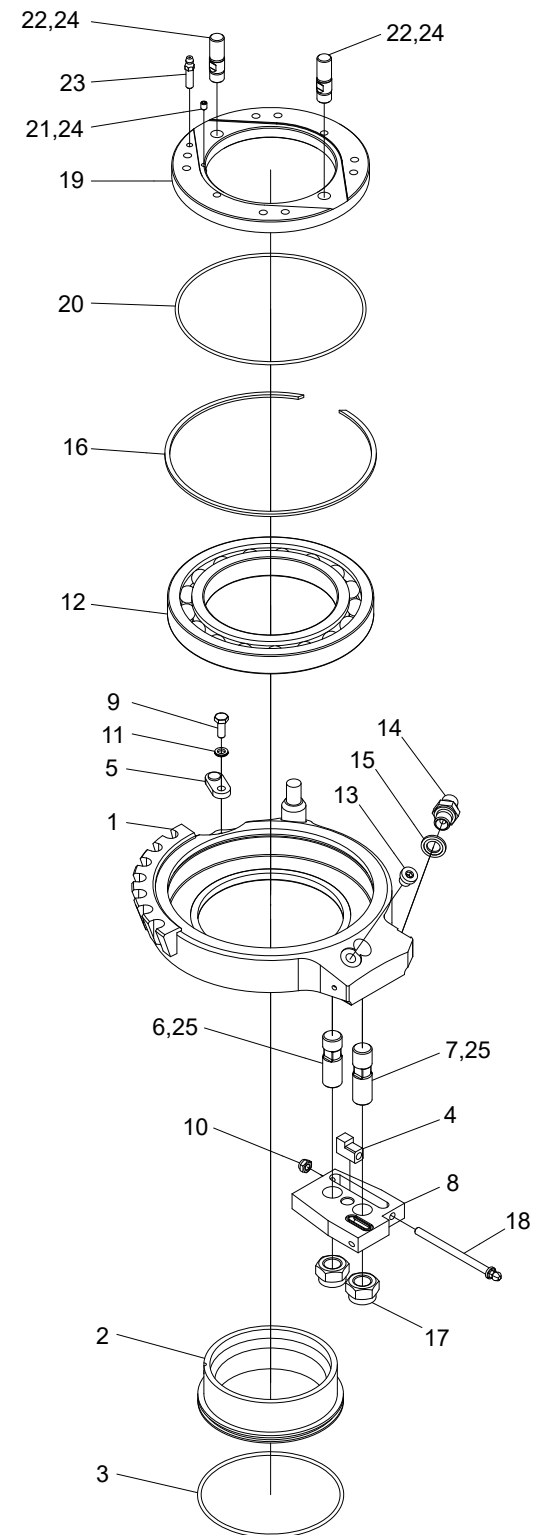
## Saw unit

Structure 10000322				
Pos.	Part no.	Quantity	Description	Specification
1	10000321	1	Saw bar bracket	
2	10000379	1	Hydraulic motor	
3	502007	2	Nut	M12
4	503060	2	Washer	NL12
5	501070	8	Screw	M8x25 12.9
6	503055	8	Washer	NL8



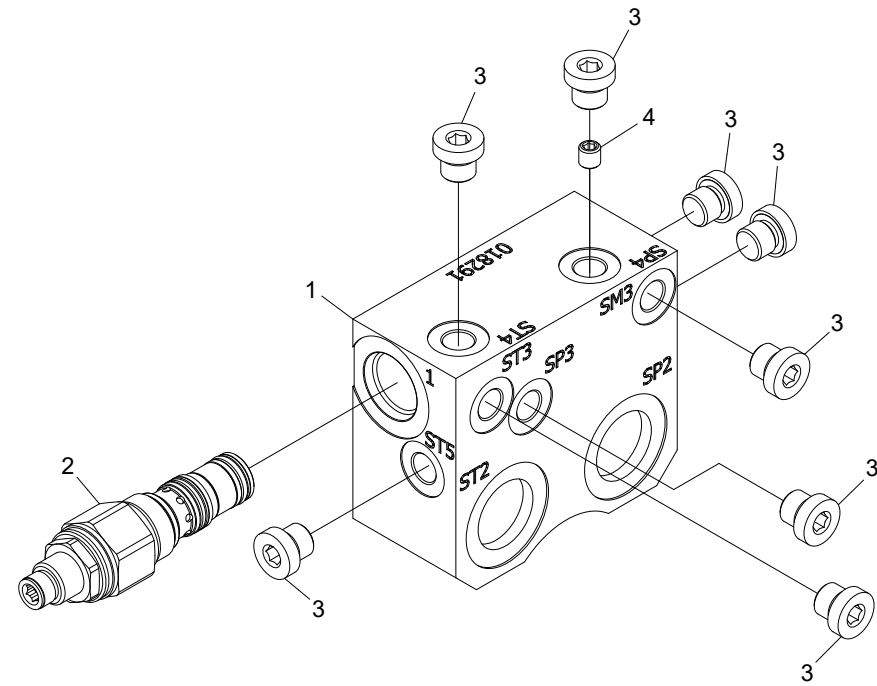
## Saw motor

Structure 10000379				
Pos.	Part no.	Quantity	Description	Specification
1	609000	1	Hydraulic motor	
2	549213	1	Shim	20 - 1,0mm
3	549102	1	Sprocket	z=9
4	010678	1	Spacer	
5	549212	1	Shim	20 - 0,5mm
6	010679	1	Spacer	
7	011225	1	Chain catcher	
8	503065	1	Washer	NL6
9	501051	1	Screw	M6x40 12.9



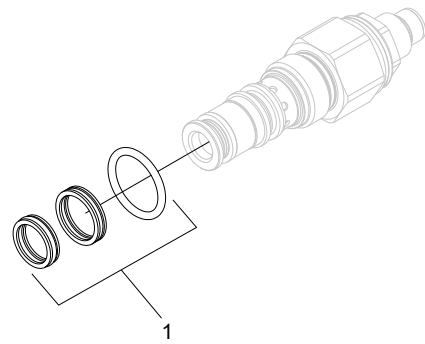
## Saw bar bracket

Structure 10000321				
Pos.	Part no.	Quantity	Description	Specification
1	011692	1	Saw bar bracket	
2	011597	1	Hub	
3	543002	1	O-ring	Ø114,5x3
4	010098	1	Adjuster lug	
5	011169	1	Magnet	
6	011670	1	Pin screw	
7	011671	1	Pin screw	
8	017547	1	Thrust washer	
9	500023	1	Screw	M6x16 8.8 FZB
10	502053	1	Nut	M6 FZB
11	503065	1	Washer	NL6
12	508002	1	Bearing	
13	601000	1	Hex plug	1/8"
14	601028	1	Adapter	BSP -08
15	601101	1	Bonded seal	1/4"
16	517001	1	Circlip	SB 170
17	502705	2	Nut	M16 KL10 FZB
18	10000293	1	Screw	
19	10000380	1	Flange	
20	543153	1	O-ring	Ø152,07x6,62
21	513003	1	Stop screw	M5x8
22	10000320	2	Pin screw	
23	10000329	1	Grease nipple	M6x1-30mm
24			Loctite	243
25			Loctite	270



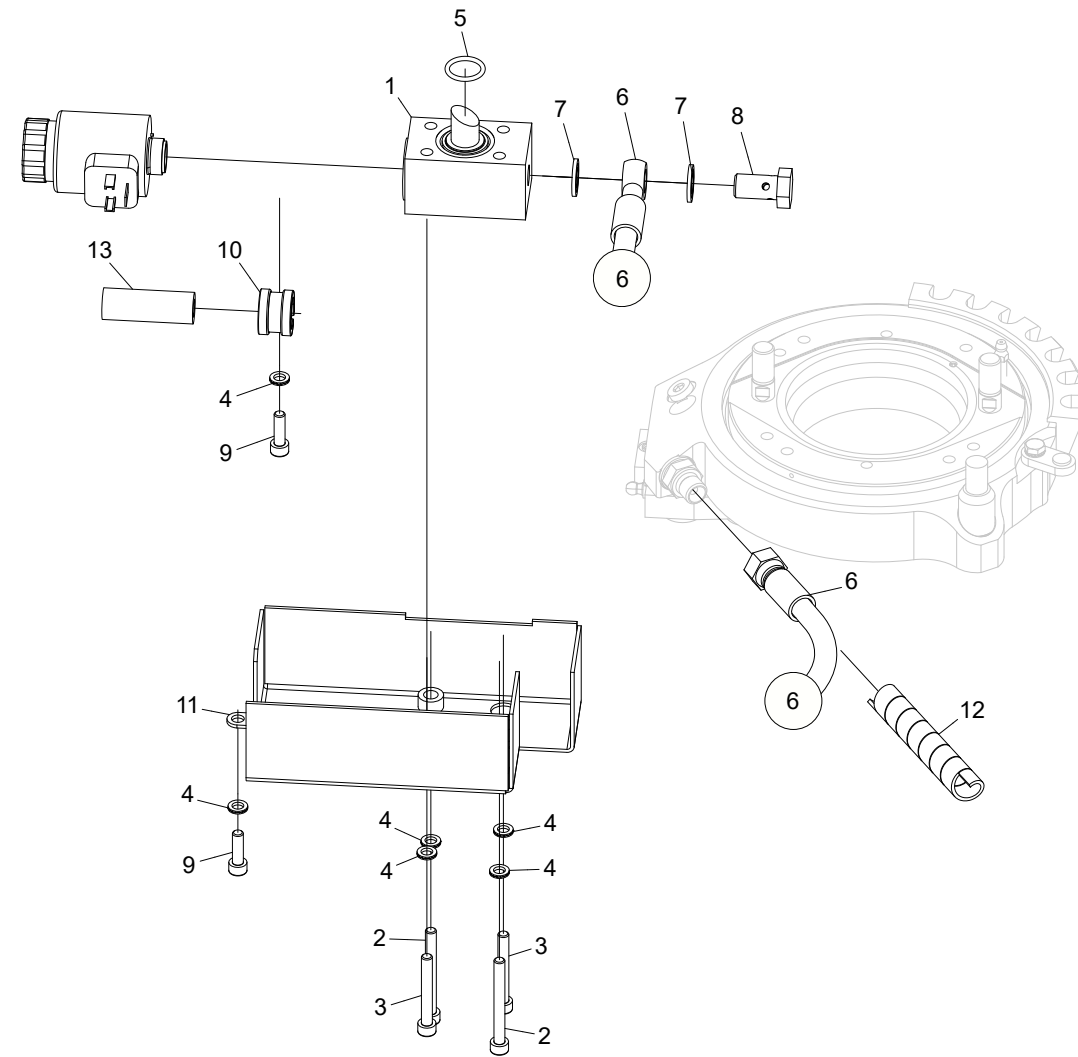
## Manifold

Structure 018300				
Pos.	Part no.	Quantity	Description	Specification
1	018291	1	Manifold	
2	619013	1	Pressure reducing valve	
3	601000	8	Hex plug	1/8"
4	613013	1	Orifice	M6



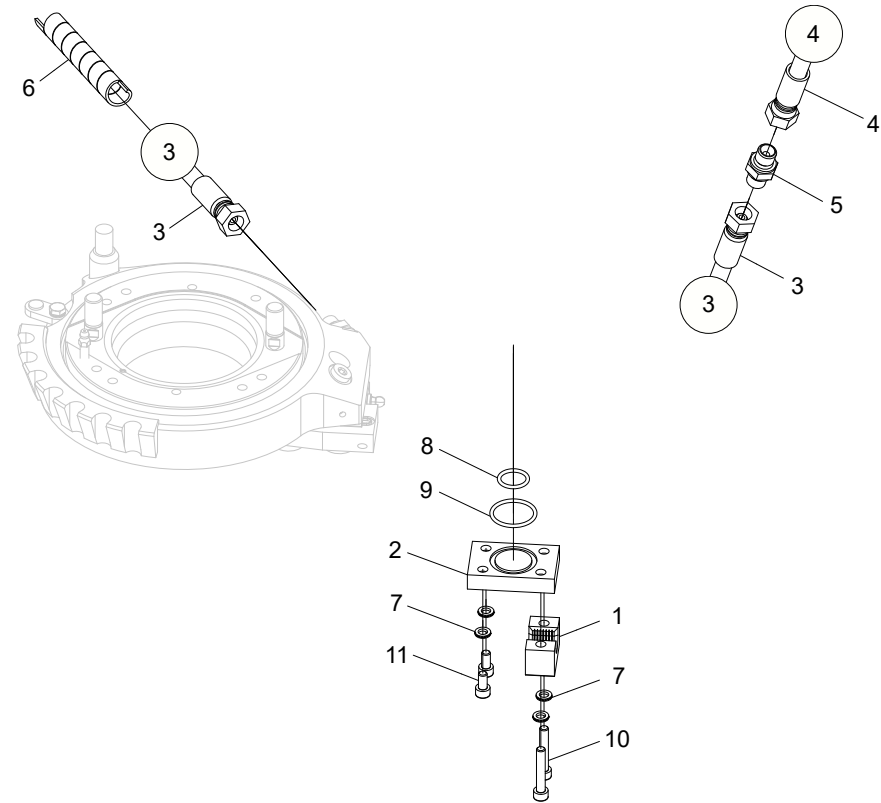
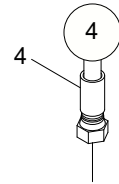
## Pressure reducer

Structure 611206				
Pos.	Part no.	Quantity	Description	Specification
1	554093	1	Seal kit	



## Chain lubrication, Easy Greasy

Structure 10000466				
Pos.	Part no.	Quantity	Description	Specification
1	033027	1	Pump	
2	501054	2	Hex screw	M6x55 12.9
3	501052	2	Screw	M6x45 12.9
4	503065	6	Washer	NL6
5	540074	1	O-ring	Ø17,3x2,4
6	641653	1	Hydraulic hose	
7	601101	2	Bonded seal	1/4"
8	601060	1	Banjo screw	1/4"
9	501046	2	Hex screw	M6x20 12.9
10	622061	1	Clamp	16 mm
11	10000472	1	Cover	
12	615055		Hose protection	12,7 mm
13	641659	1	Protective hose	



## Grease lubrication

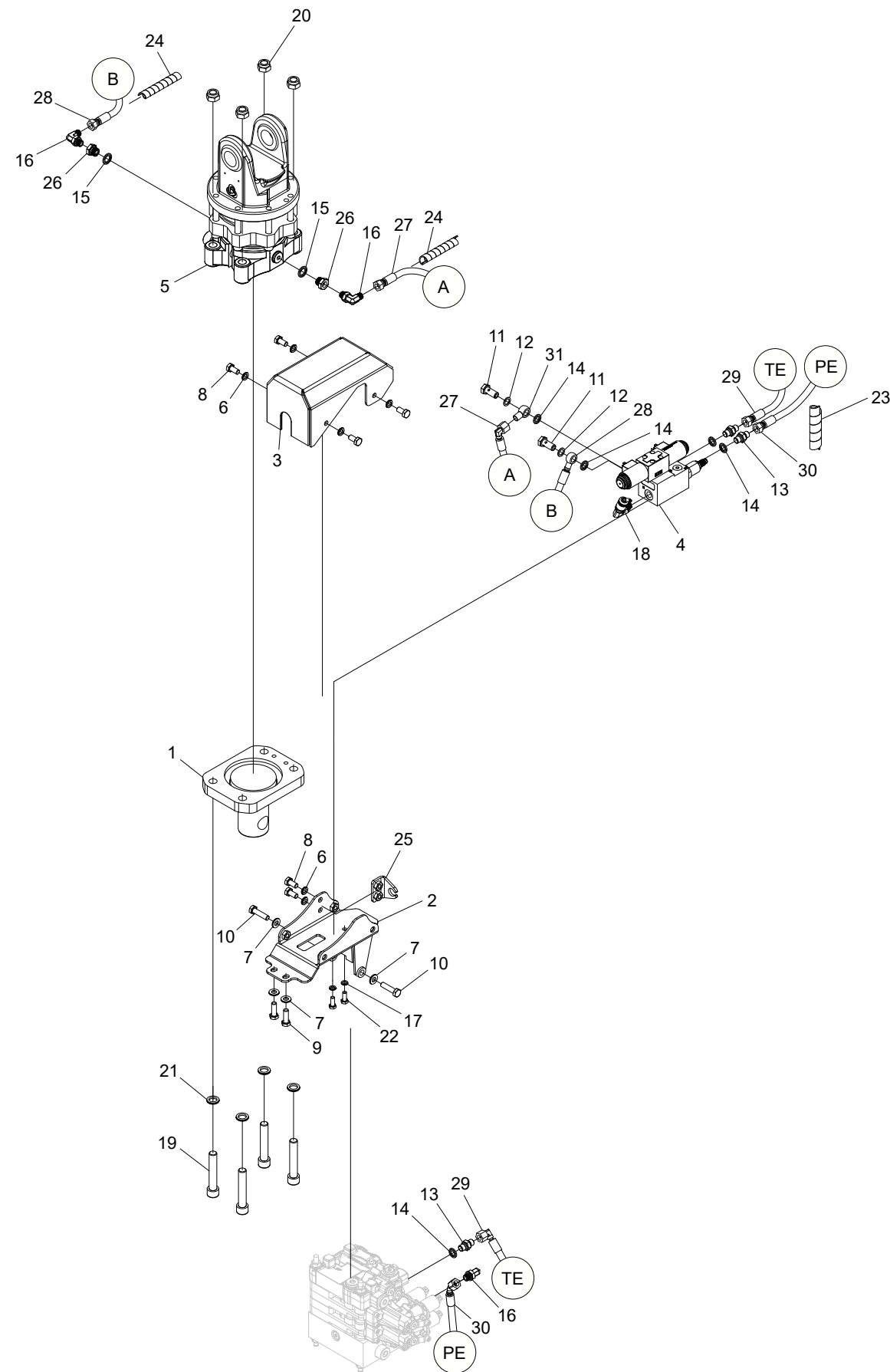
Structure 10000468				
Pos.	Part no.	Quantity	Description	Specification
1	10000484	1	Clamp	
2	10000485	1	Plate	
3	641655	1	Hydraulic hose	
4	641654	1	Hydraulic hose	
5	601028	1	Adapter	BSP -04
6	615055		Hose protection	12,7 mm
7	503065	4	Washer	NL6
8	540074	1	O-ring	17,3x2,4 mm
9	543012	1	O-ring	27,6x2,4 mm
10	501050	2	Hex screw	M6x35 12.9
11	501043	2	Hex screw	M6x12 12.9



**Saw bar and saw chain**

Structure				
Pos.	Part no.	Quantity	Description	Specification
	549018-058		Saw chain	18HX 58DL
	549418-048		Saw bar	18H 48cm

# Accessories

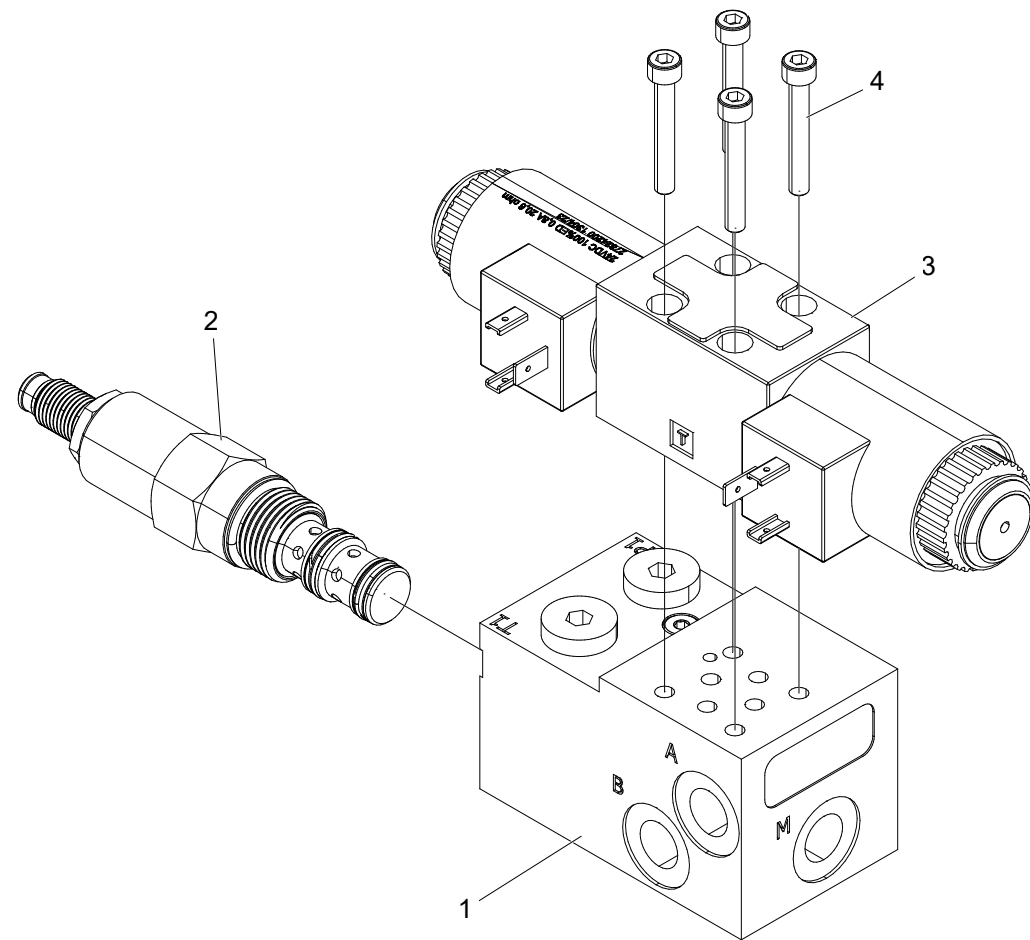


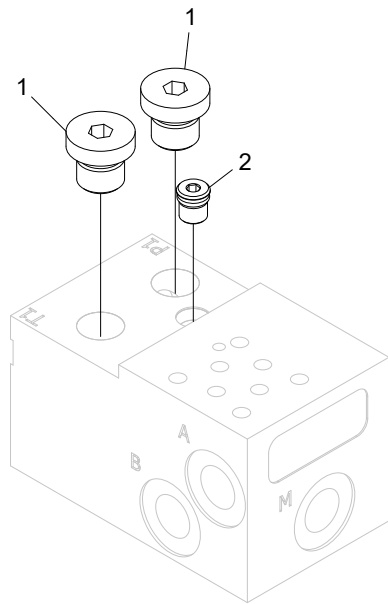
## Rotator control

Structure 10000552				
Pos.	Part no.	Quantity	Description	Specification
1	017985	1	Bracket	
2	017988	1	Bracket	
3	017881	1	Cover	
4	017604	1	Manifold	
5	618069	1	Rotator	
6	503057	6	Washer	NL10
7	503075	4	Washer	NL10 sp
8	500066	6	Screw	M10x20 8.8 FZB
9	500069	2	Screw	M10x30 8.8 FZB
10	500071	2	Screw	M10x40 8.8 FZB
11	601068	2	Banjo screw	1/4"
12	601200	2	Copper seal	13x19x1,5
13	601028	3	Adapter	BSP -04
14	601101	5	Bonded seal	1/4"
15	601102	2	Bonded seal	3/8"
16	602020	3	Adapter	90 BSP -04 -04
17	503055	2	Washer	NL8
18	601263	1	Test point	90 1/4"
19	501140	4	Screw	M16x90 12.9
20	502705	4	Nut	M16 KL10 FZB
21	503063	4	Washer	NL16
22	500043	2	Screw	M8x20 8.8 FZB
23	615049		Hose protection	3/4"
24	615055		Hose protection	12,7 mm
25	016666	1	Bracket	
26	602052	2	Adapter	3/8" - 1/4"
27	641663	1	Hydraulic hose	
28	641662	1	Hydraulic hose	
29	641661	1	Hydraulic hose	
30	641660	1	Hydraulic hose	
31	602014	1	Adapter	1/4"

### Manifold

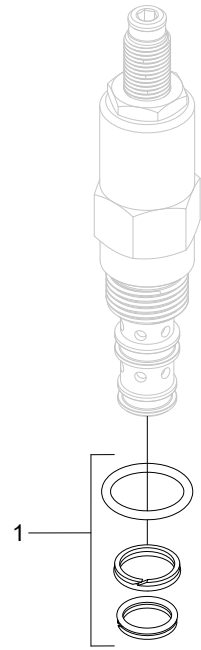
Structure 017604				
Pos.	Part no.	Quantity	Description	Specification
1	612044	1	Manifold	
2	619016	1	Pressure reducer	
3	612031	1	Directional valve	
4	501032	4	Screw	M5x35 12.9





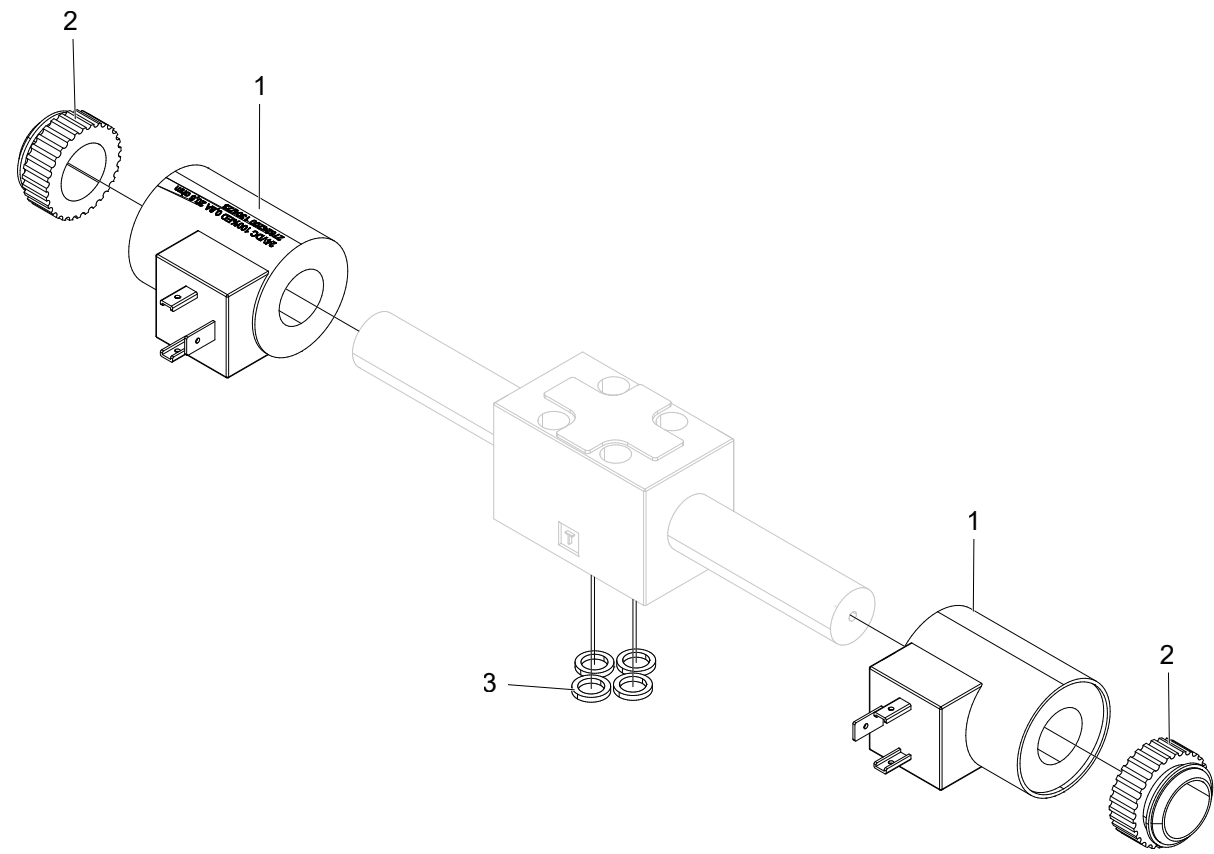
## Manifold

Structure 612044				
Pos.	Part no.	Quantity	Description	Specification
1	601001	2	Hex plug	1/4"
2	601020	1	Plug	5.0 mm x 1.5 70 shore



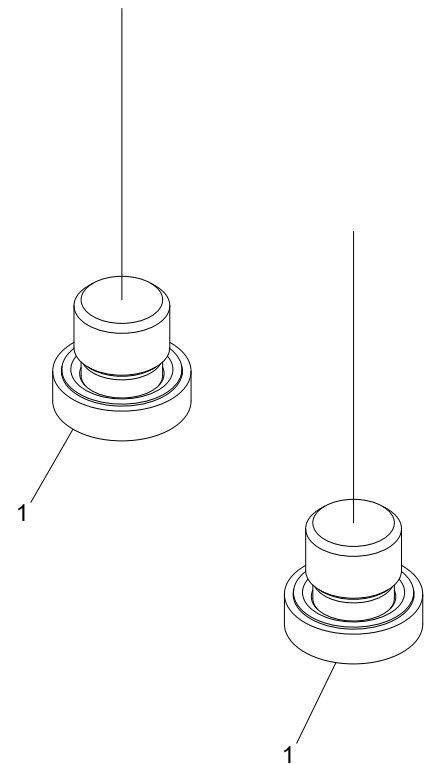
## Pressure reducer

Structure 619016				
Pos.	Part no.	Quantity	Description	Specification
1	620352	1	Seal kit	



## Directional valve

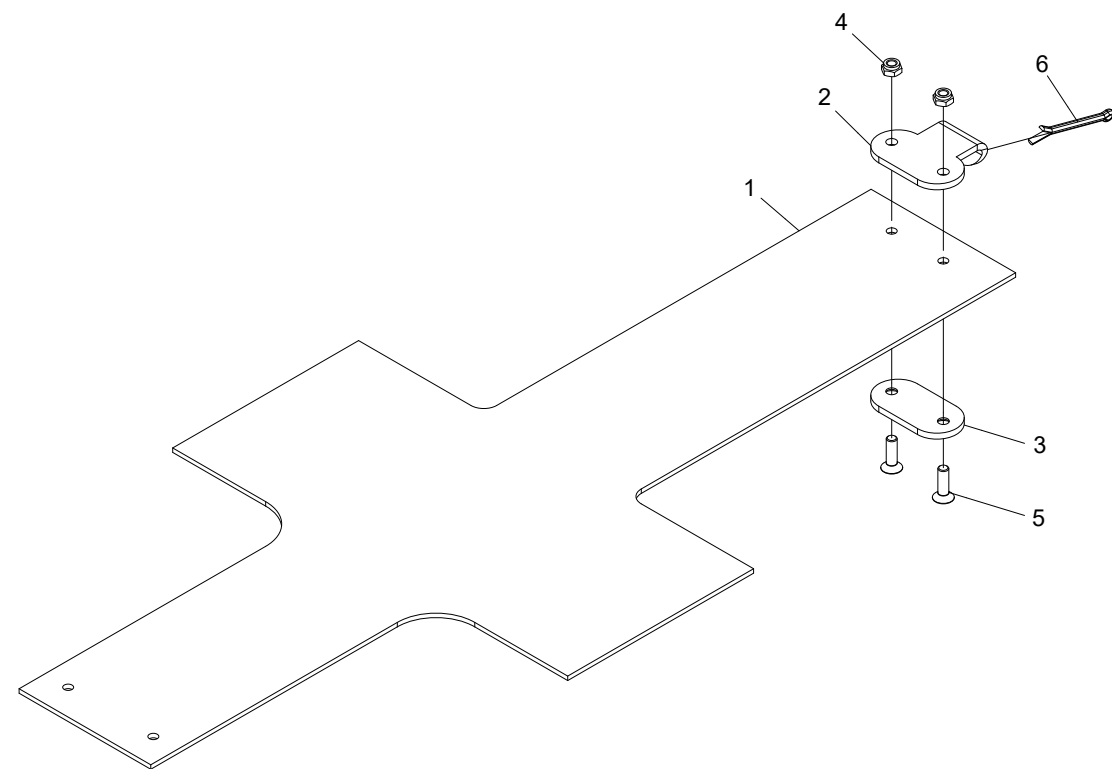
Structure 612031				
Pos.	Part no.	Quantity	Description	Specification
1	613076	2	Solenoid	
2	613105	2	Plastic nut	
3	540037	4	O-ring	7,65x1,68 NBR



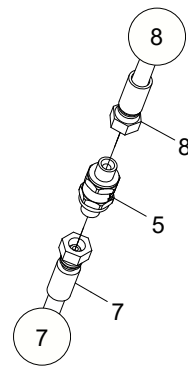
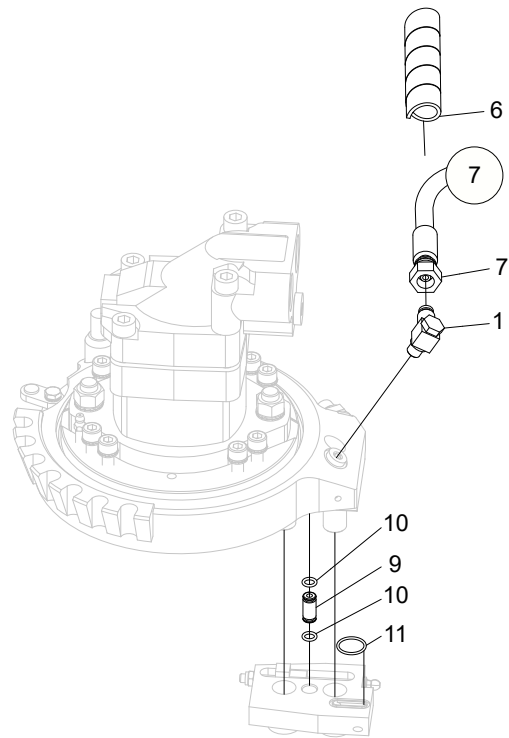
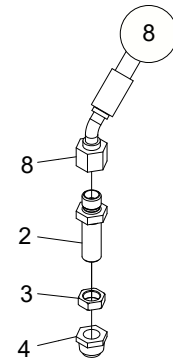
### Without rotator control

Structure 10000667				
Pos.	Part no.	Quantity	Description	Specification
1	601001	2	Hex plug	1/4"



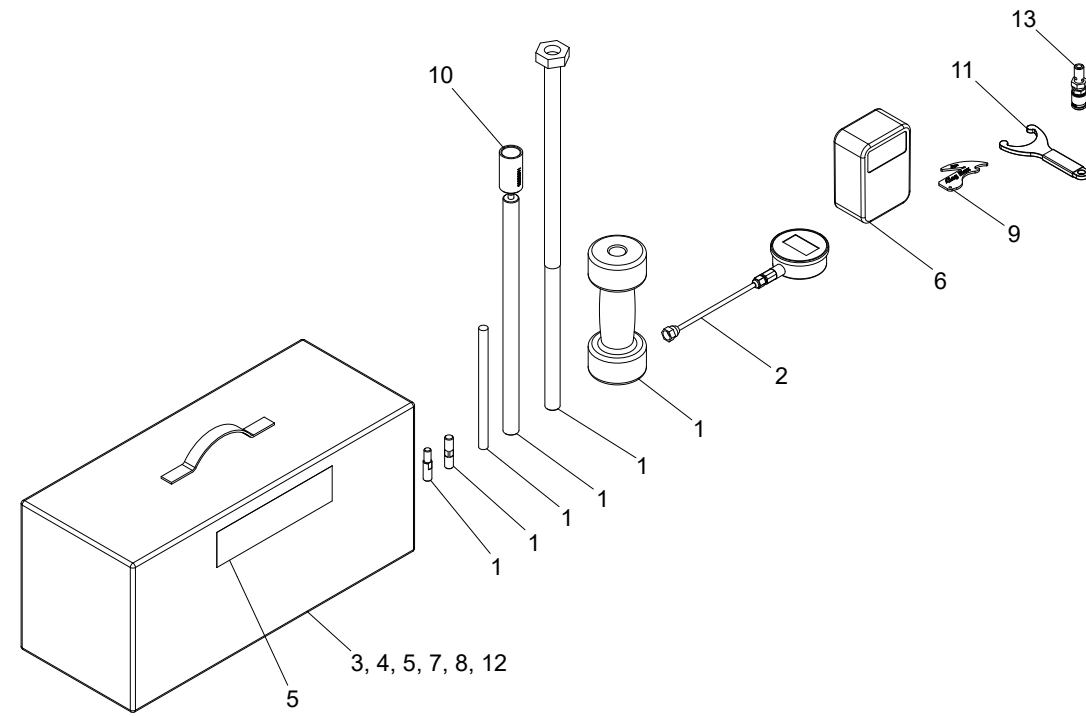
**Snow cover**

Structure 033030				
Pos.	Part no.	Quantity	Description	Specification
1	013844	1	Rubber blanket	
2	012387	1	Bracket	
3	012388	1	Washer	
4	502053	2	Nut	M6 FZB
5	504030	2	Screw	M6x20 10.9
6	516000	1	Cotter pin	4x50



## Stump treatment

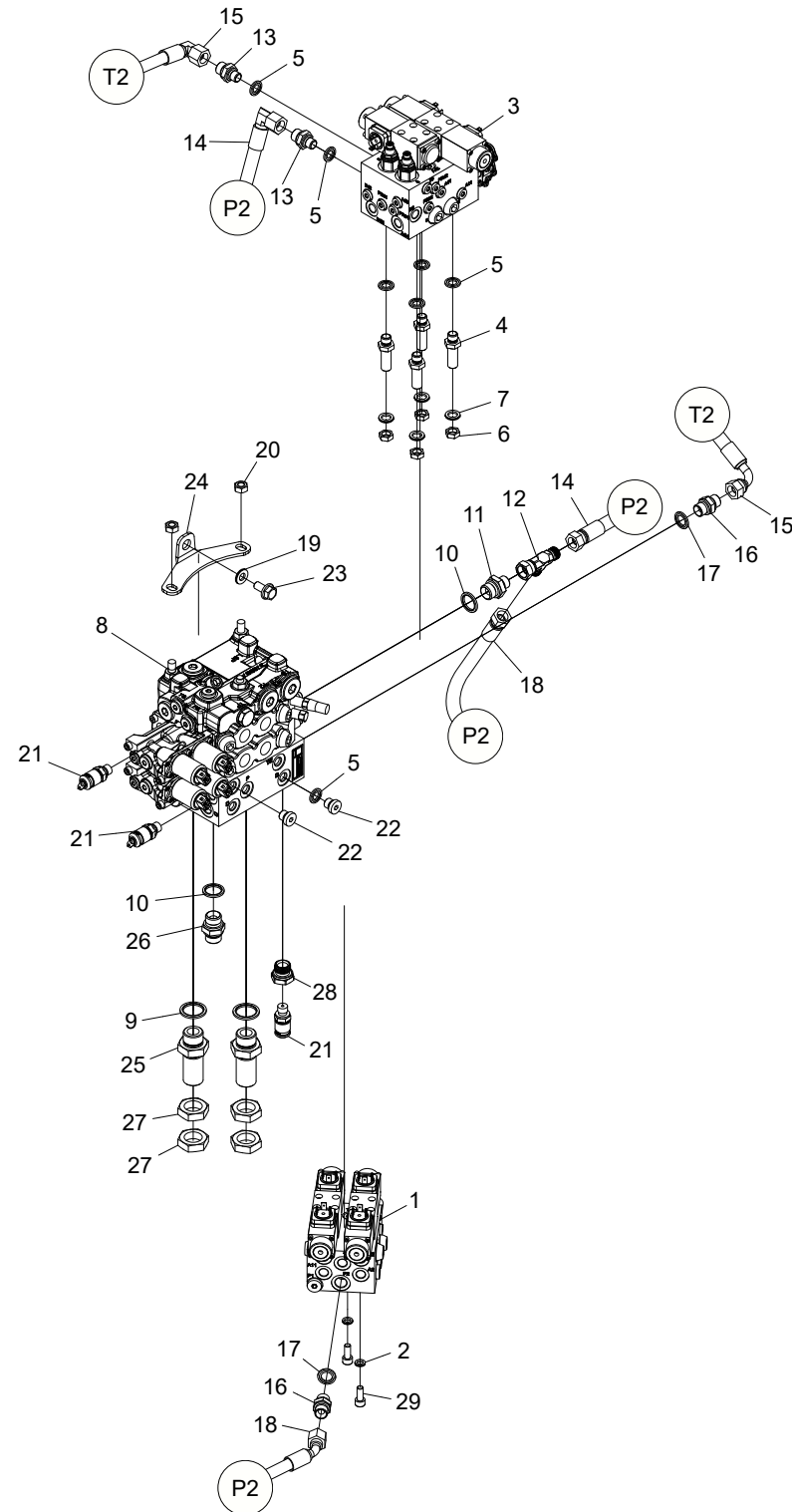
Structure 10000469				
Pos.	Part no.	Quantity	Description	Specification
1	602075	1	Adapter	1/8" -6L
2	601210	1	Bulkhead	1/4"
3	601253	1	Nut	1/4"
4	602039	1	Plug	BSP -04
5	617009	1	Check valve	1/4"
6	615049		Hose protection	3/4"
7	641658	1	Hydraulic hose	
8	641657	1	Hydraulic hose	
9	011693	1	Tube	
10	540035	2	O-ring	Ø6,75x1,78
11	540014	1	O-ring	17,1x1,6



### Tool kit

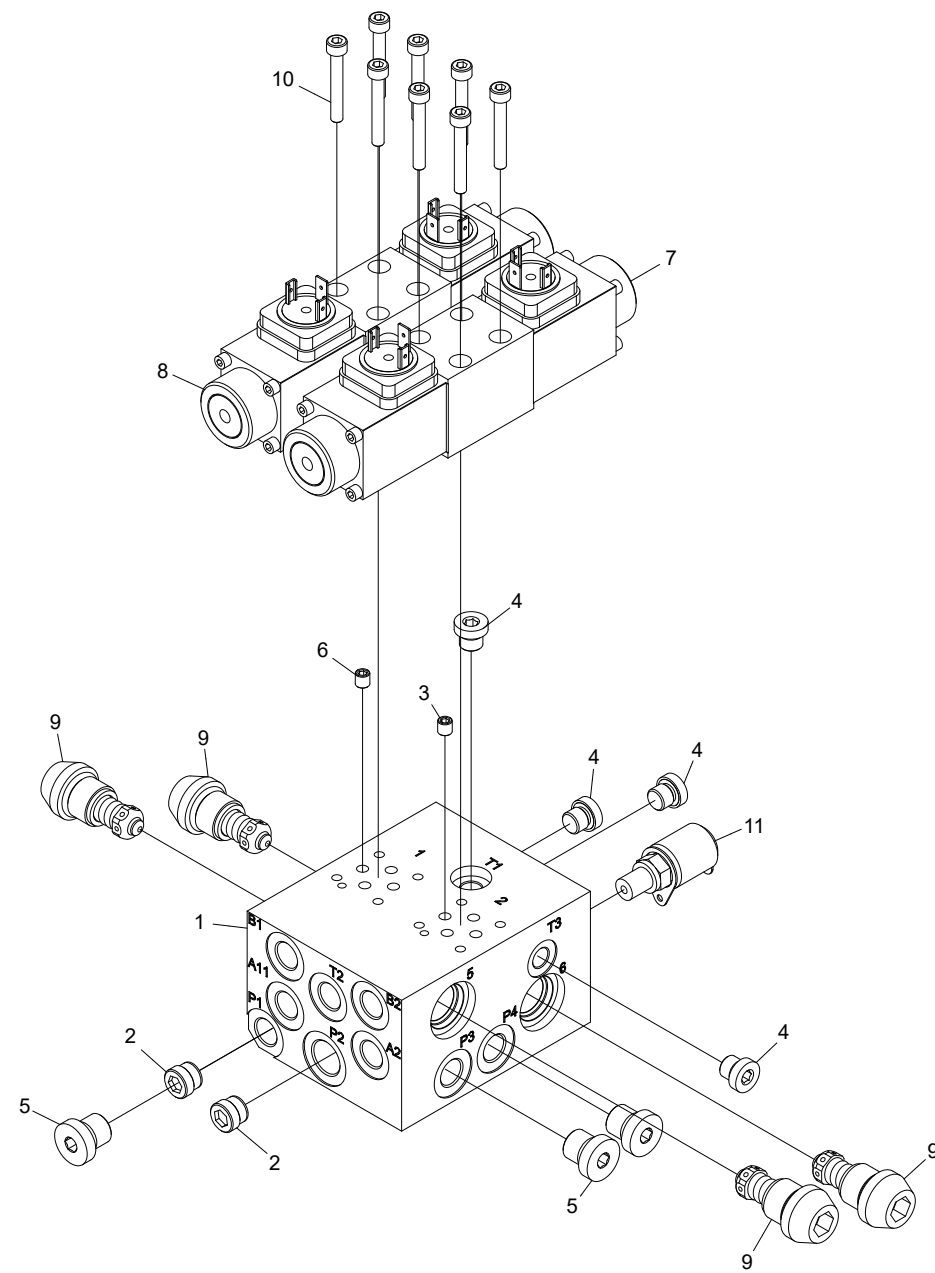
Structure 10000525				
Pos.	Part no.	Quantity	Description	Specification
1	010404	1	Tools	
2	623053	1	Pressure gauge	
3	522715	1	Box	
4	522716	1	Box	
5	519190	2	Decal	
6	402804	1	Multimeter	
7	522227	1	Hex key	
8	522505	1	First aid kit	
9	015662	1	Template	
10	10000511	1	Sleeve	
11	10000471	1	Tool	
12	522506-LXL	1	Safety vest	
13	013499	1	Test point	

# Hydraulic system



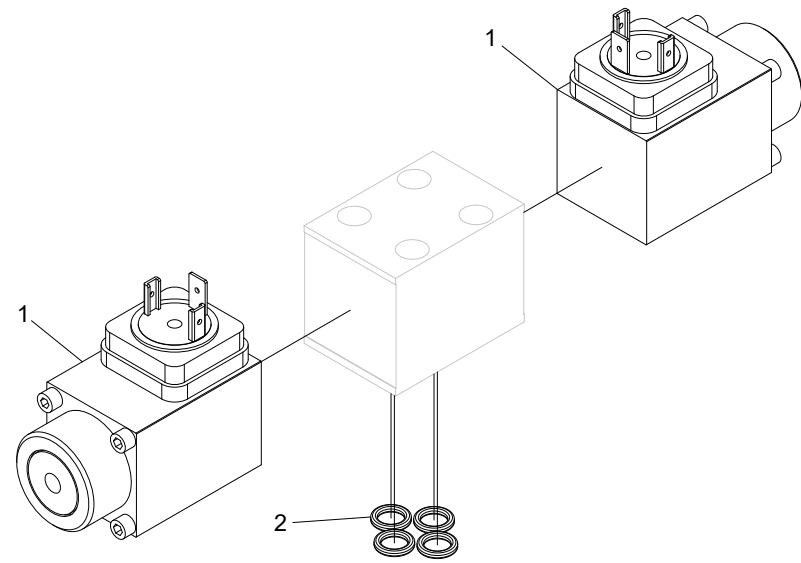
## Hydraulic system

Structure 10000544				
Pos.	Part no.	Quantity	Description	Specification
1	018301	1	Manifold	
2	503055	2	Washer	NL8
3	018302	1	Manifold	
4	601210	4	Bulk head	1/4"
5	601101	7	Bonded seal	1/4"
6	601253	4	Nut	1/4"
7	503060	4	Washer	NL12
8	614010-02	1	Manifold	
9	601104	2	Bonded seal	3/4"
10	601103	2	Bonded seal	1/2"
11	601033	1	Adapter	3/8" - 1/2"
12	601011	1	Adapter	3/8"
13	601029	2	Adapter	1/4" - 3/8"
14	641621	1	Hydraulic hose	
15	641622	1	Hydraulic hose	
16	601032	2	Adapter	BSP -06
17	601102	2	Bonded seal	3/8"
18	641623	1	Hydraulic hose	
19	503075	1	Washer	NL10 sp
20	502006	2	Nut	M10 FZB
21	601261	3	Test point	1/4"
22	601001	2	Hex plug	1/4"
23	505083	1	Screw	M10x20 10.9
24	10000438	1	Bracket	
25	011173	2	Adapter	3/4"
26	601036	1	Adapter	1/2"
27	011205	4	Nut	3/4" -14
28	602059	1	Adapter	BSP -08 / BSP -04
29	501068	2	Screw	M8x20 12.9



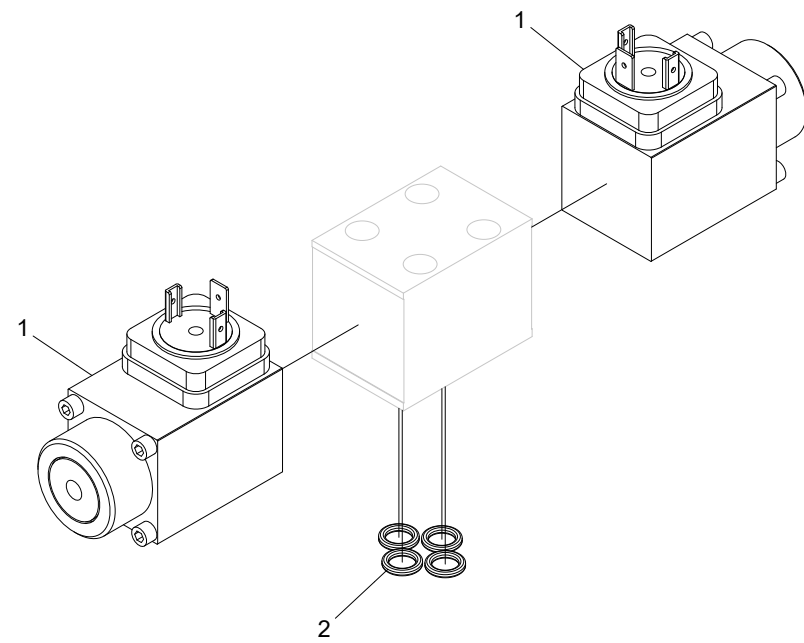
### Lower manifold

Structure 018301				
Pos.	Part no.	Quantity	Description	Specification
1	018292	1	Manifold	
2	617024	2	Check valve	
3	613014	1	Orifice	M6x1
4	601000	4	Hex plug	1/8"
5	601001	3	Hex plug	1/4"
6	613010	1	Orifice	M6x0,6
7	612045	1	Directional valve	
8	612047	1	Directional valve	
9	620404	4	Relief valve	
10	501032	8	Screw	M5x35 12.9
11	601260	1	Test point	1/8"



## Directional valve

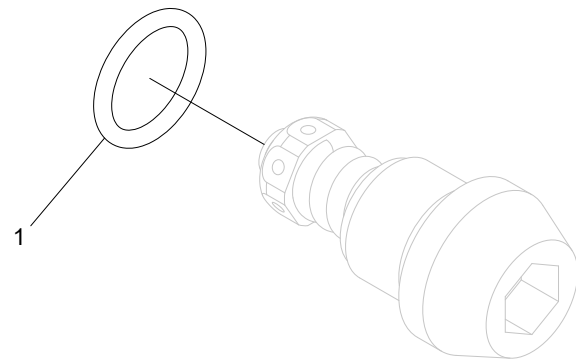
Structure				
612045				
Pos.	Part no.	Quantity	Description	Specification
1	613081	2	Solenoid	
2	540036	4	O-ring	7,65x1,78 NBR 70



## Directional valve

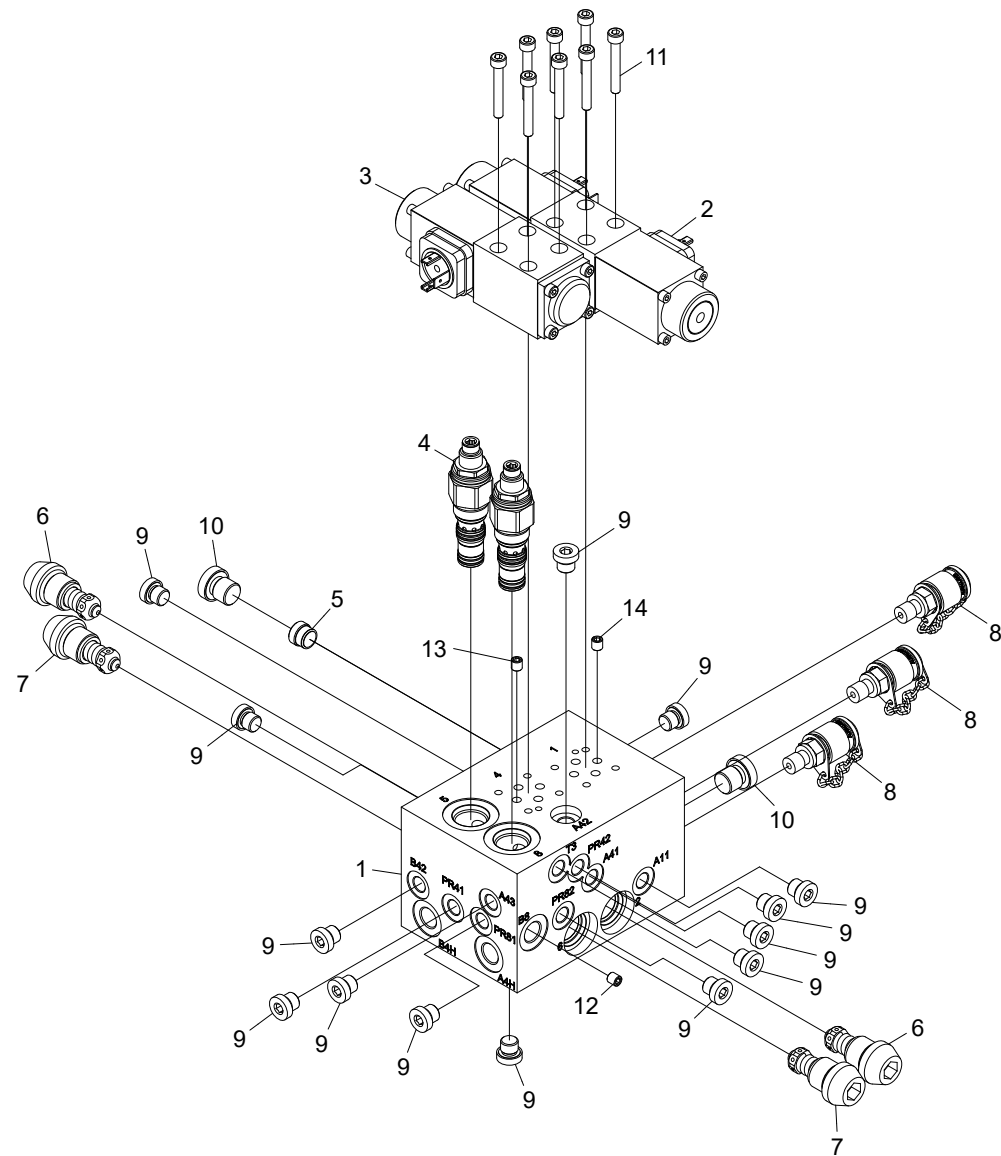
Structure 612047				
Pos.	Part no.	Quantity	Description	Specification
1	613081	2	Solenoid	
2	540036	4	O-ring	7,65x1,78 NBR 70





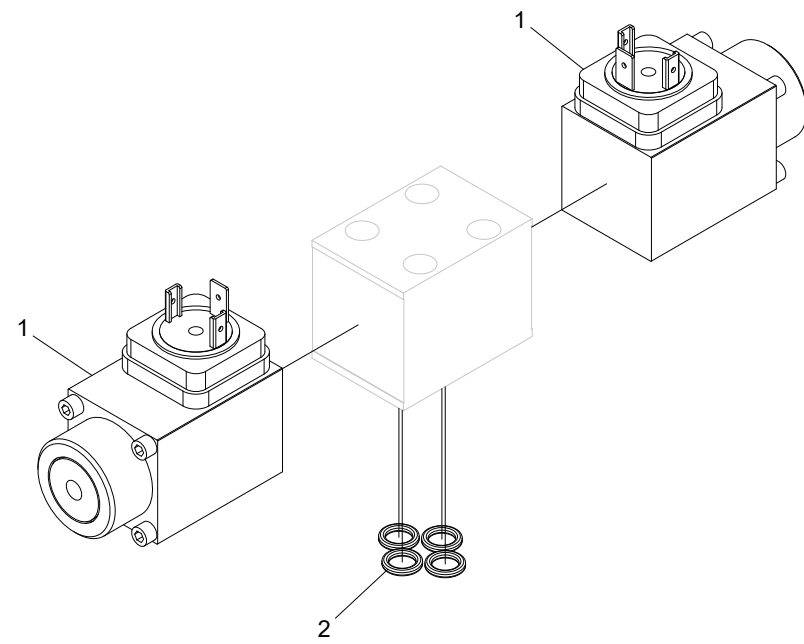
## Relief valve

Structure 620404				
Pos.	Part no.	Quantity	Description	Specification
1	540072	1	O-ring	15.3x2.4 90 SHORE



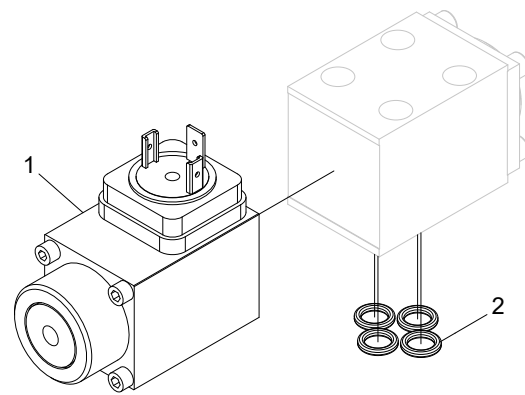
## Right manifold

Structure 018302				
Pos.	Part no.	Quantity	Description	Specification
1	018293	1	Manifold	
2	612047	1	Directional valve	
3	011271	1	Directional valve	
4	619013	2	Pressure reducing valve	13,8-207 bar
5	617024	1	Check valve	
6	620404	2	Relief valve	
7	620496	2	Relief valve	
8	601260	3	Test point	
9	601000	14	Hex plug	1/8"
10	601001	2	Hex plug	1/4"
11	501032	8	Screw	M5x35 12.9
12	10001120	1	Orifice	M6x0,5
13	10001123	1	Orifice	M6x1,9
14	10001121	1	Orifice	M6x1,7



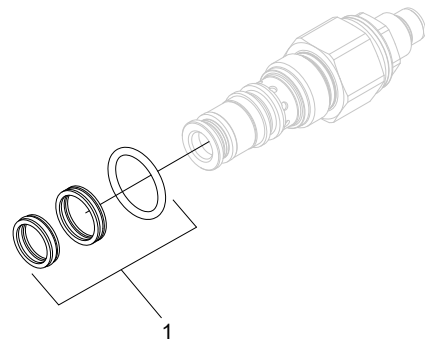
## Directional valve

Structure 612047				
Pos.	Part no.	Quantity	Description	Specification
1	613081	2	Solenoid	
2	540036	4	O-ring	7,65x1,78 NBR 70



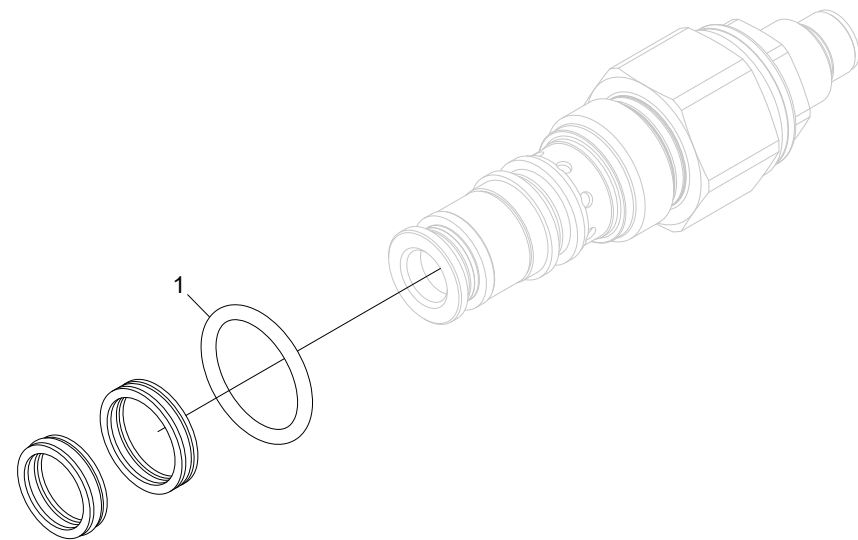
## Directional valve

Structure 011271				
Pos.	Part no.	Quantity	Description	Specification
1	613081	1	Solenoid	
2	540036	4	O-ring	7,65x1,78 NBR 70



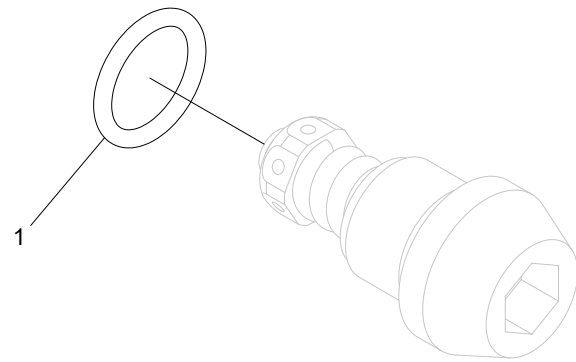
## Pressure reducer

Structure 611206				
Pos.	Part no.	Quantity	Description	Specification
1	554093	1	Seal kit	

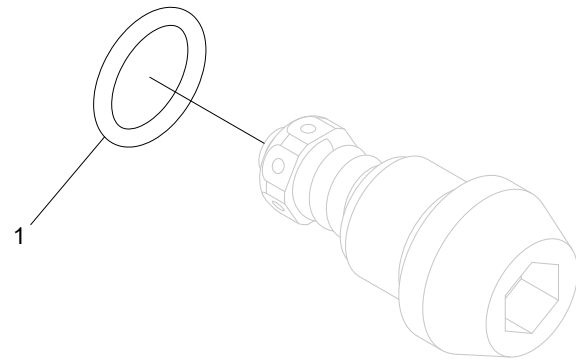


## Pressure reducing valve

Structure 619013				
Pos.	Part no.	Quantity	Description	Specification
1	554093	1	Seal kit	

**Relief valve**

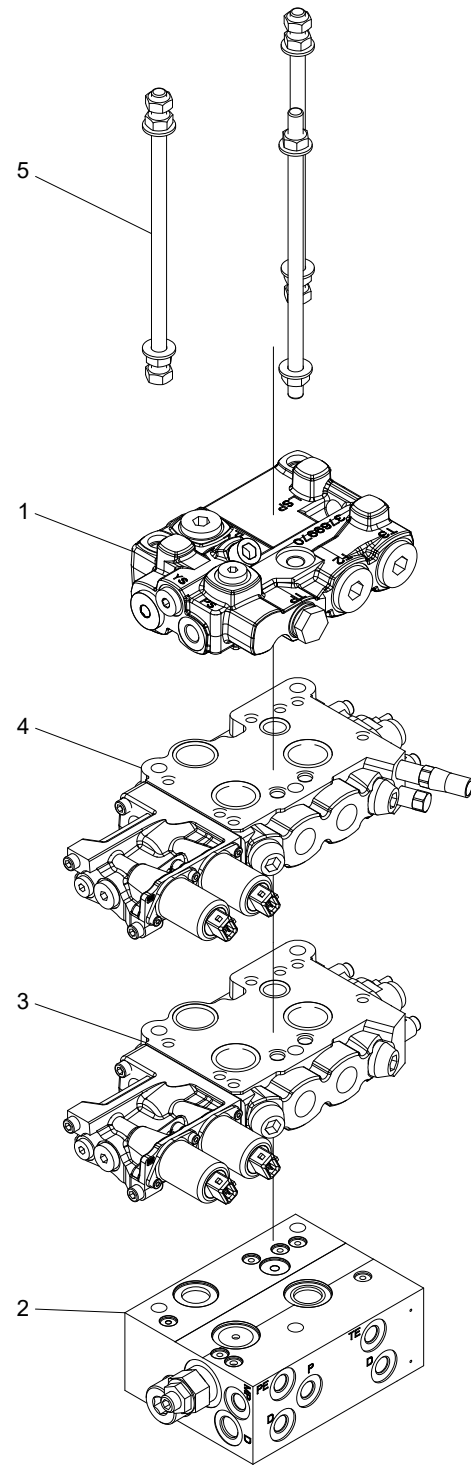
Structure 620404				
Pos.	Part no.	Quantity	Description	Specification
1	540072	1	O-ring	15,3x2,4 mm, 90 shore NBR



## Relief valve

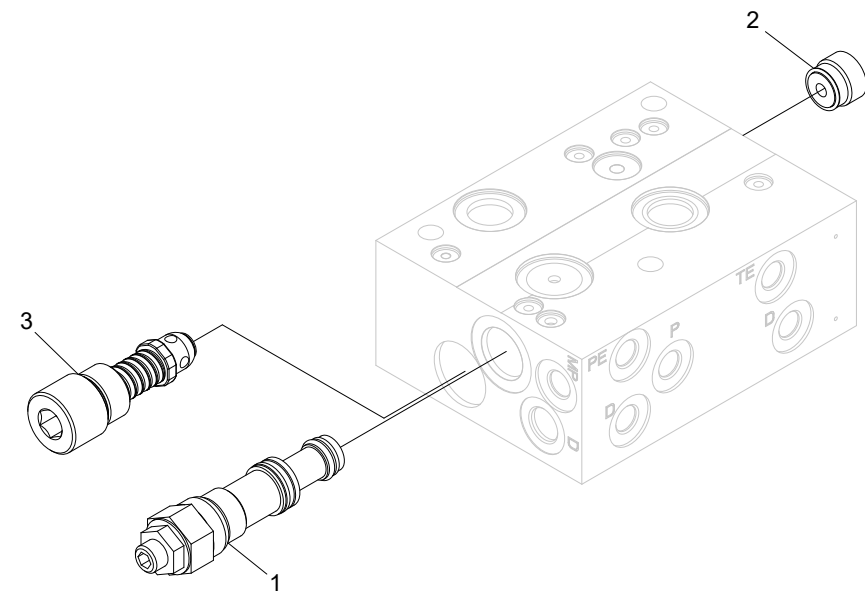
Structure 620496				
Pos.	Part no.	Quantity	Description	Specification
1	540072	1	O-ring	15,3x2,4 mm, 90 shore NBR





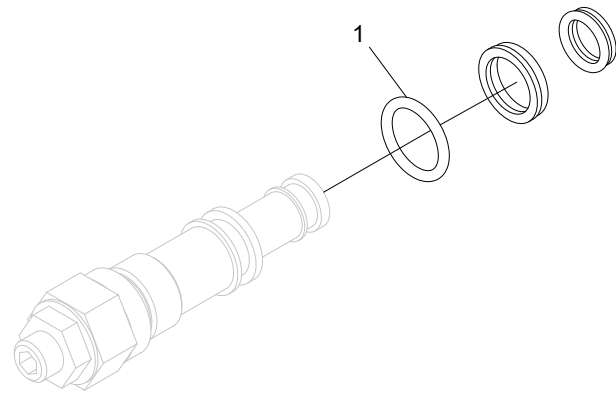
### Left manifold

Structure 614010-02				
Pos.	Part no.	Quantity	Description	Specification
1	614110-01	1	End section	
2	614116-01	1	Inlet section	
3	614115-01	1	Feeding section	
4	614117-01	1	Saw section	
5	620462	1	Tie rod kit	

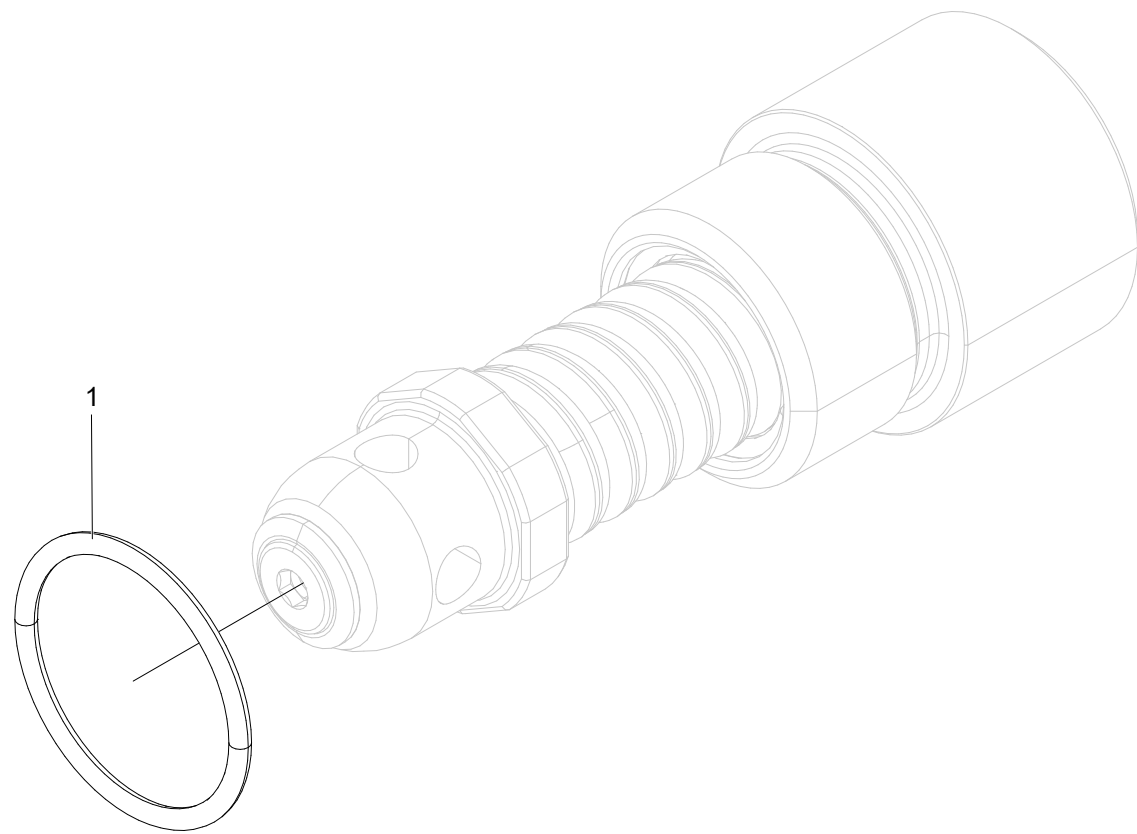


### Inlet section

Structure 614116-01				
Pos.	Part no.	Quantity	Description	Specification
1	611201	1	Pressure reducer	
2	611202	1	Check valve	
3	611196	1	Relief valve	330 bar

**Pressure reducer**

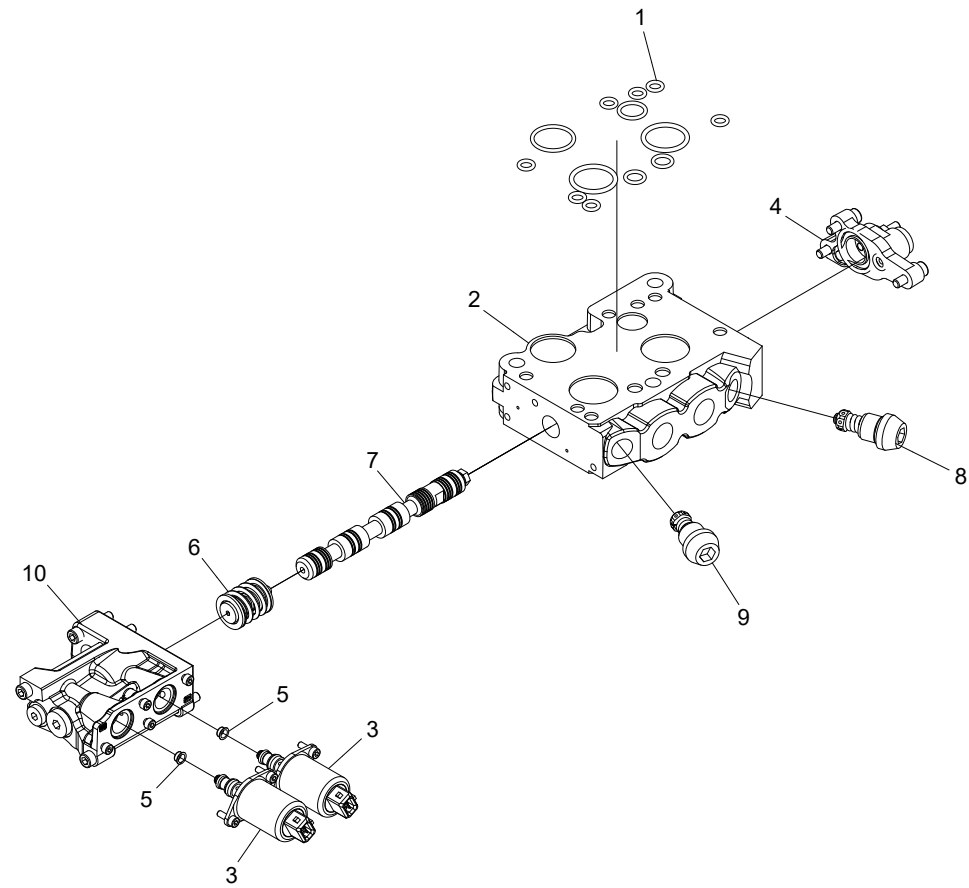
Structure 611201				
Pos.	Part no.	Quantity	Description	Specification
1	620370	1	Seal kit	



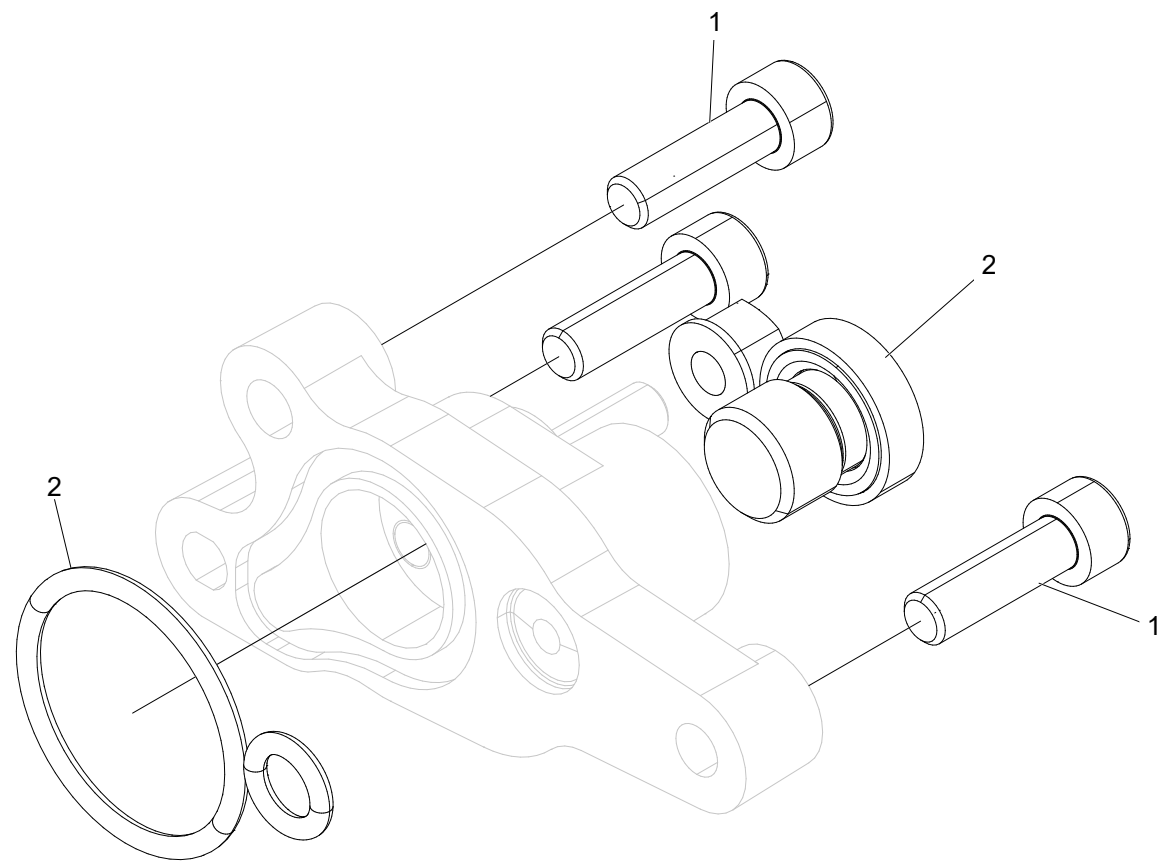
## Relief valve

Structure 611196				
Pos.	Part no.	Quantity	Description	Specification
1	540047	1	O-ring	21,95x1,78 90 Shore FPM90

### Feeding section

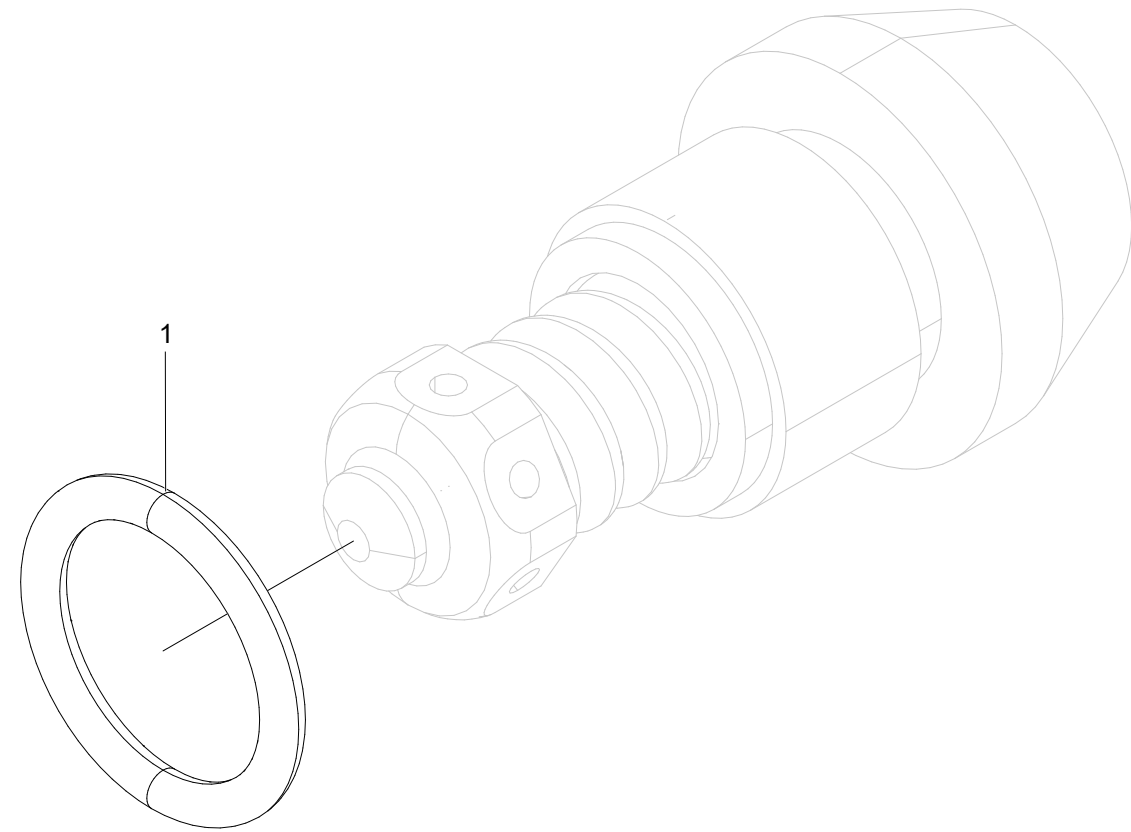


Structure 614115-01				
Pos.	Part no.	Quantity	Description	Specification
1	620377	1	Seal kit	
2		1		
3	620590	2	Solenoid	
4	620390	1	Cap	
5	620346	2	Restrictor	
6	620485	1	Spring kit	
7	620454	1	Spool	
8	620400	1	Relief valve	320 bar
9	620484	1	Relief valve	280 bar
10	620341	1	Cap	

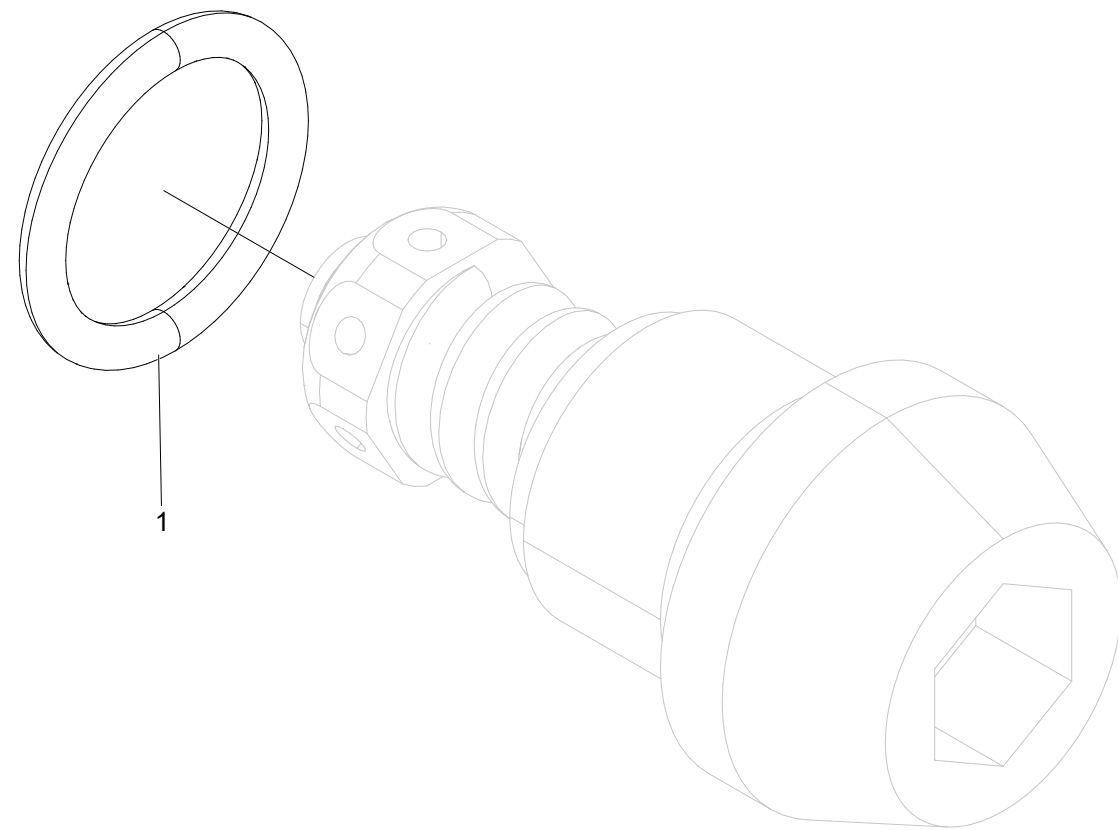


## Cap

Structure 620390				
Pos.	Part no.	Quantity	Description	Specification
1	620383	1	Seal kit	
2	501046	3	Screw	M6x20 12.9

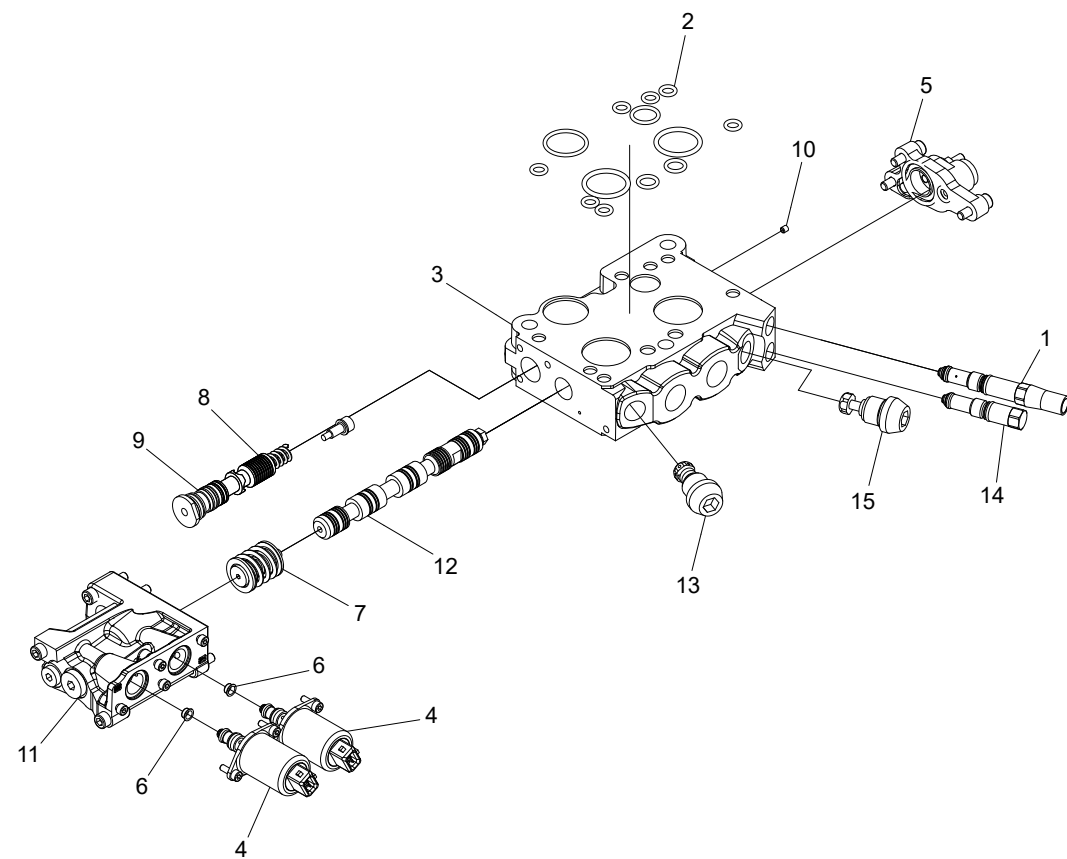
**Relief valve, 320 bar**

Structure 620400				
Pos.	Part no.	Quantity	Description	Specification
1	540072	1	O-ring	15,3x2,4 90 shore

**Relief valve, 280 bar**

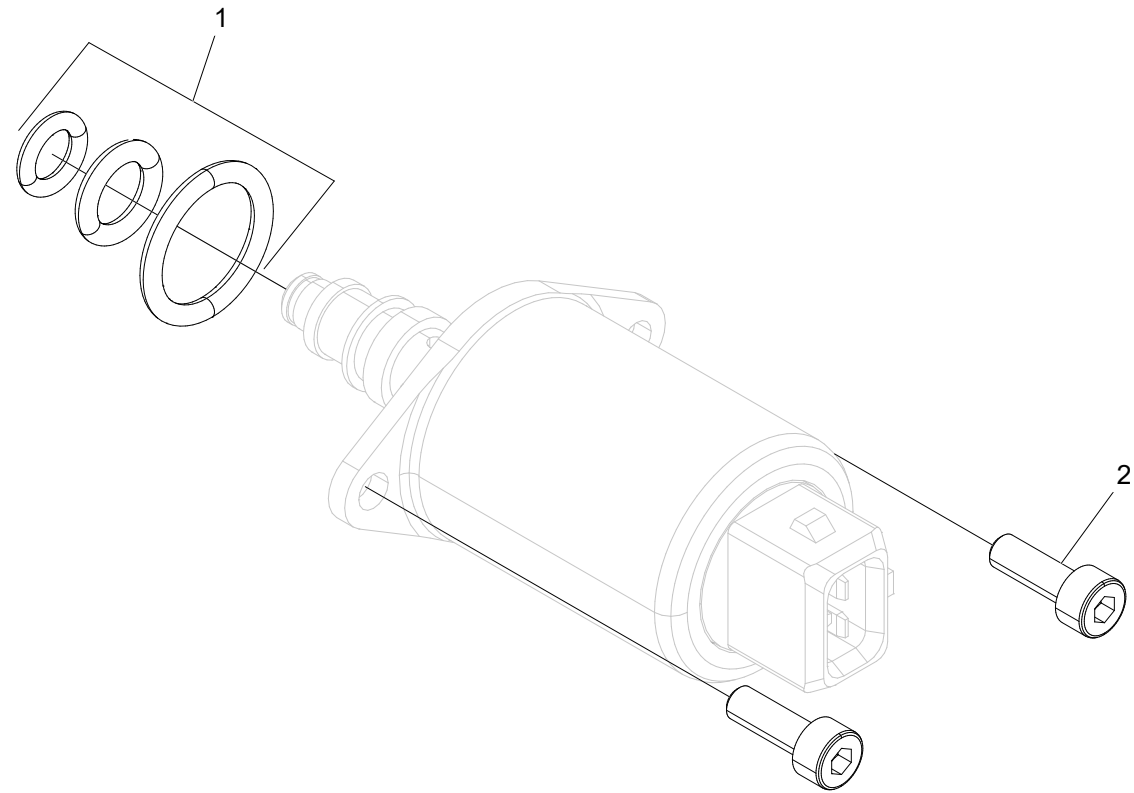
Structure 620484				
Pos.	Part no.	Quantity	Description	Specification
1	540072	1	O-ring	15,3x2,4 90 shore





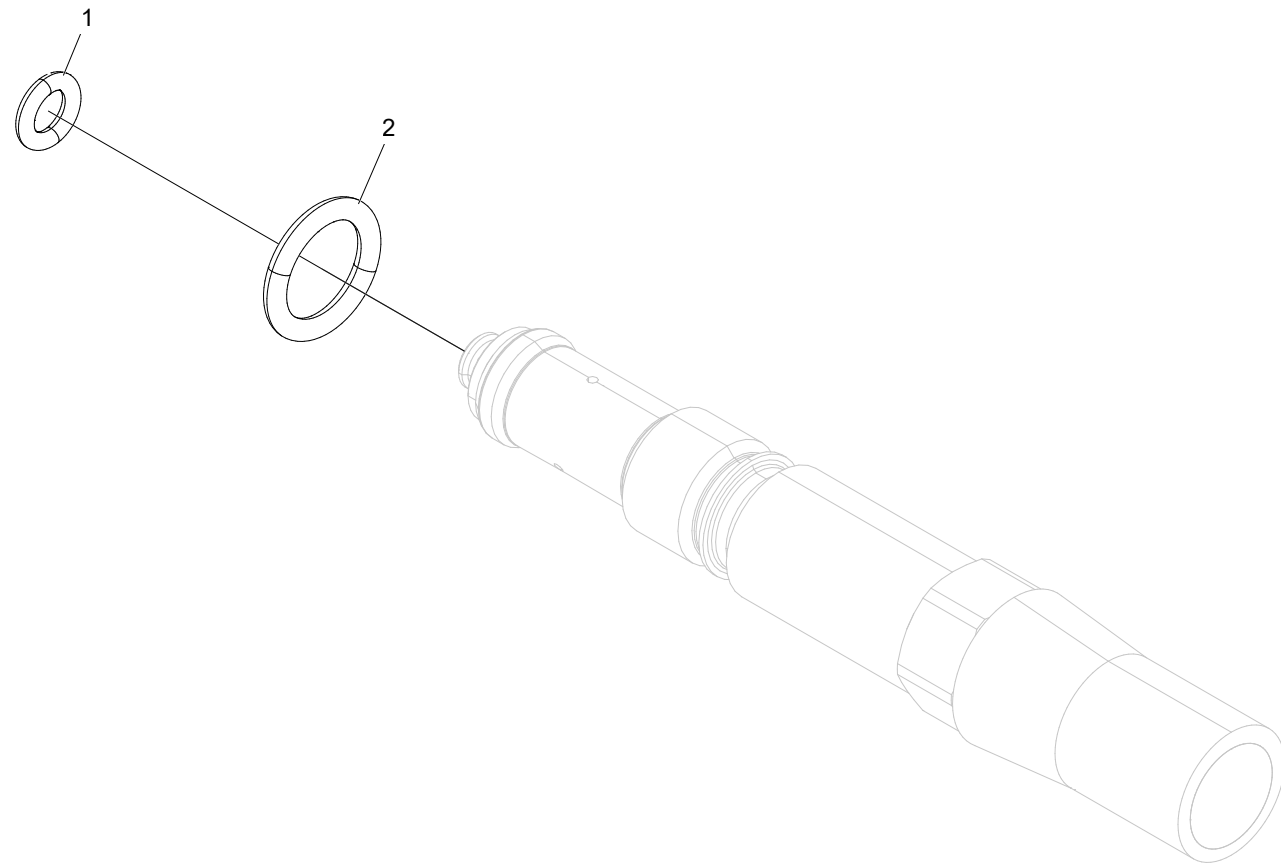
### Saw section

Structure 614117-01				
Pos.	Part no.	Quantity	Description	Specification
1	620397	1	Feed reducer	
2	620377	1	Seal kit	
3		1		
4	620590	2	Solenoid	
5	620390	1	Cap	
6	620339	2	Restrictor	
7	620392	1	Spring kit	
8	620520	1	Compensator kit	B
9	620521	1	Compensator kit	G
10	620508	1	Compensator spring	
11	620341	1	Cap	
12	620440	1	Spool	
13		1		
14		1		
15	620398	1	Check valve	



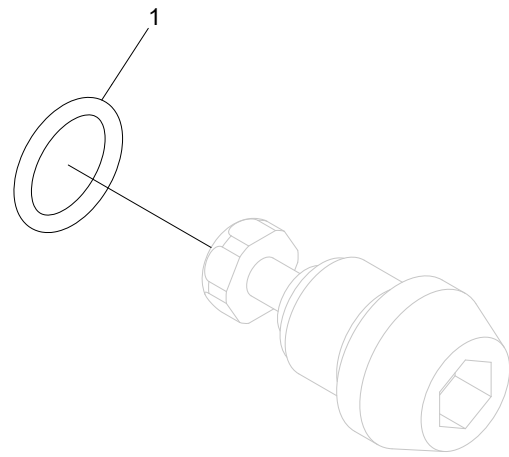
## Solenoid

Structure 620590				
Pos.	Part no.	Quantity	Description	Specification
1	620344	1	Seal kit	
2	501014	2	Screw	M4x12 12.9



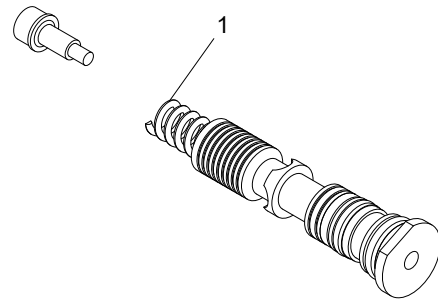
## Feed reducer

Structure 620397				
Pos.	Part no.	Quantity	Description	Specification
1	540001	1	O-ring	4,1x1,6 NBR 70
2	543022	1	O-ring	9,5x2,0 NBR 70

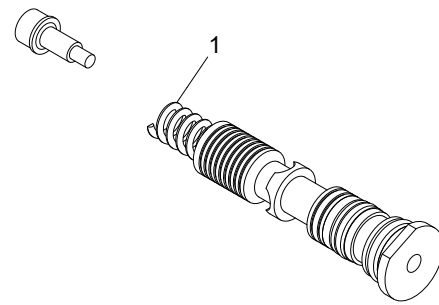


## Check valve

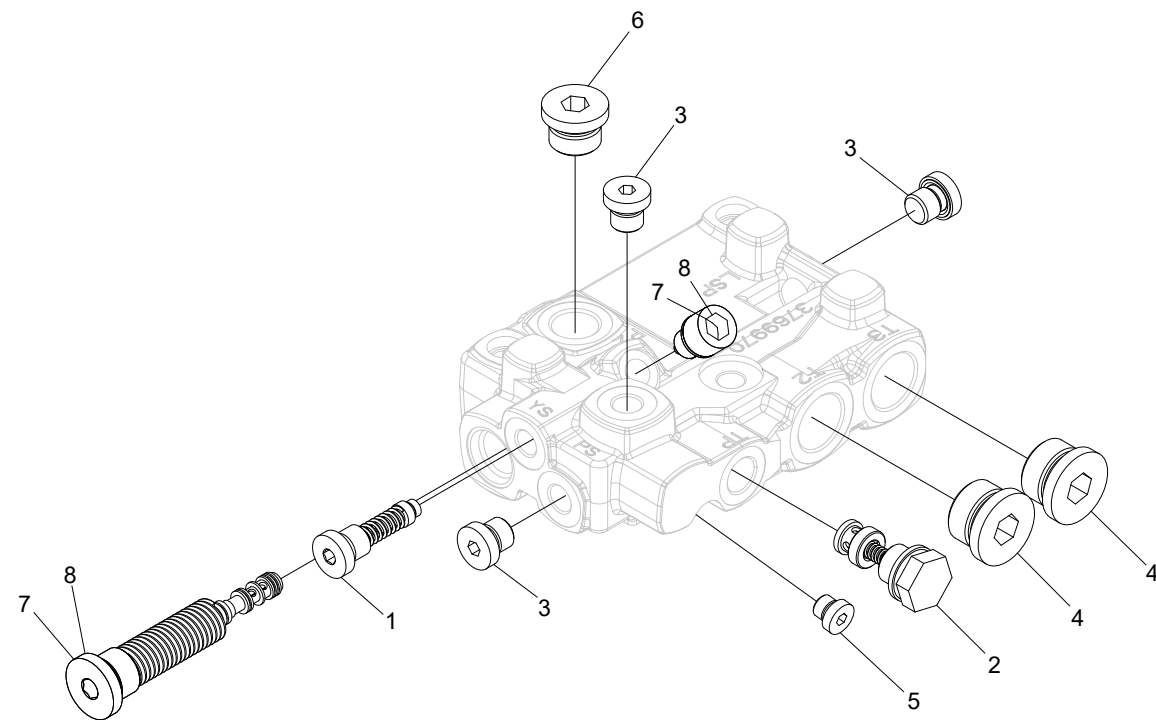
Structure 620398				
Pos.	Part no.	Quantity	Description	Specification
1	540072	1	O-ring	15,3x2,4 90 shore

**Compensator kit, size B**

Structure 620520				
Pos.	Part no.	Quantity	Description	Specification
1	620505	1	Spring kit	

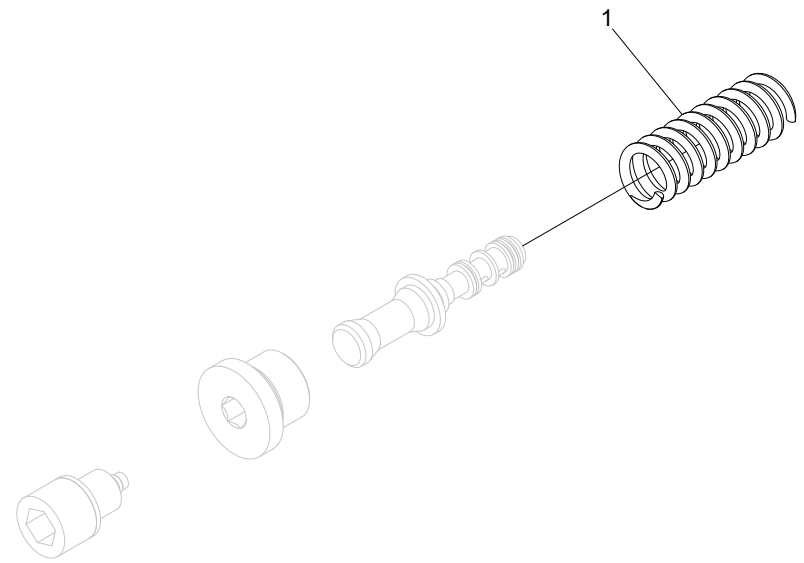
**Compensator kit, size G**

Structure 620521				
Pos.	Part no.	Quantity	Description	Specification
1	620505	1	Spring kit	



## End section

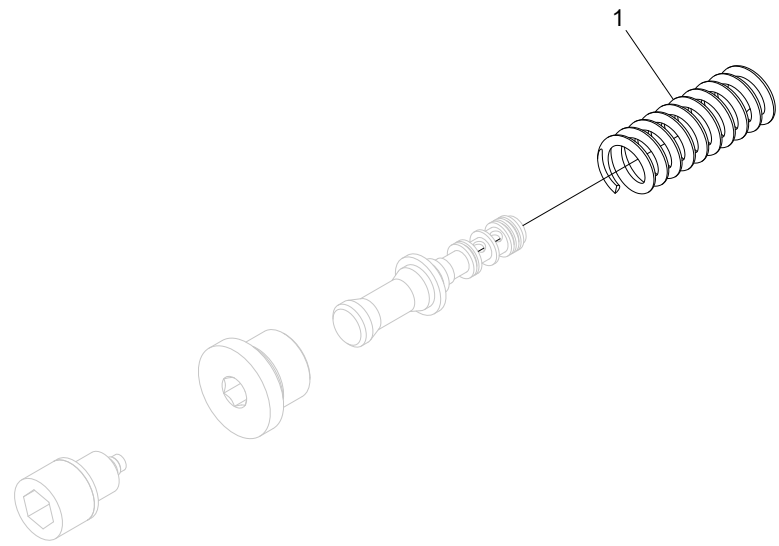
Structure 614110-01				
Pos.	Part no.	Quantity	Description	Specification
1	620426	1	Pilot filter	
2	617070	1	Check valve	
3	601001	3	Hex plug	1/4"
4	601004	2	Hex plug	3/4"
5	601000	1	Hex plug	1/8"
6	601003	1	Hex plug	1/2"
7	620417	1	Reducer valve	G
8	620418	1	Reducer valve	R



## Reducer valve, G

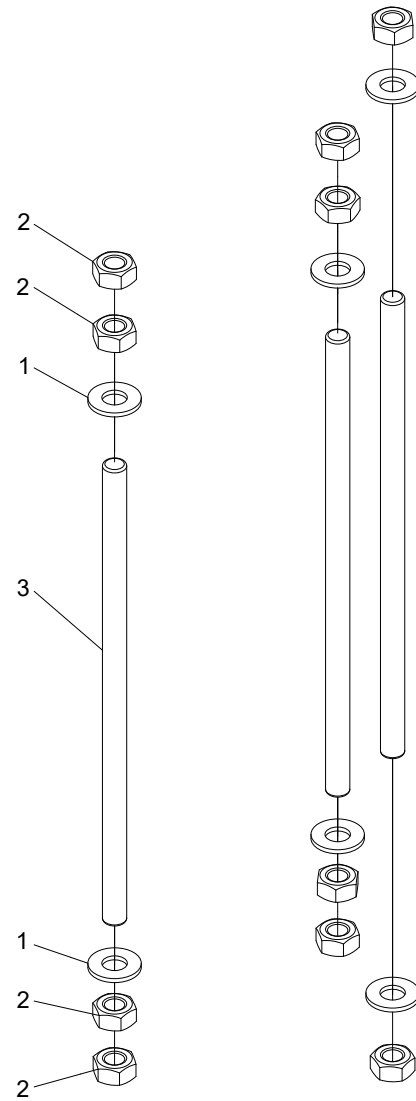
Structure 620417				
Pos.	Part no.	Quantity	Description	Specification
1	620425	1	Spring	





## Reducer valve, R

Structure 620418				
Pos.	Part no.	Quantity	Description	Specification
1	620425	1	Spring	



### Tie rod kit

Structure 620462				
Pos.	Part no.	Quantity	Description	Specification
1	503021	7	Washer	BRB 10x20x2,0 FZB
2	502006	11	Nut	M10 FZB
3	620497	3	Tie rod	

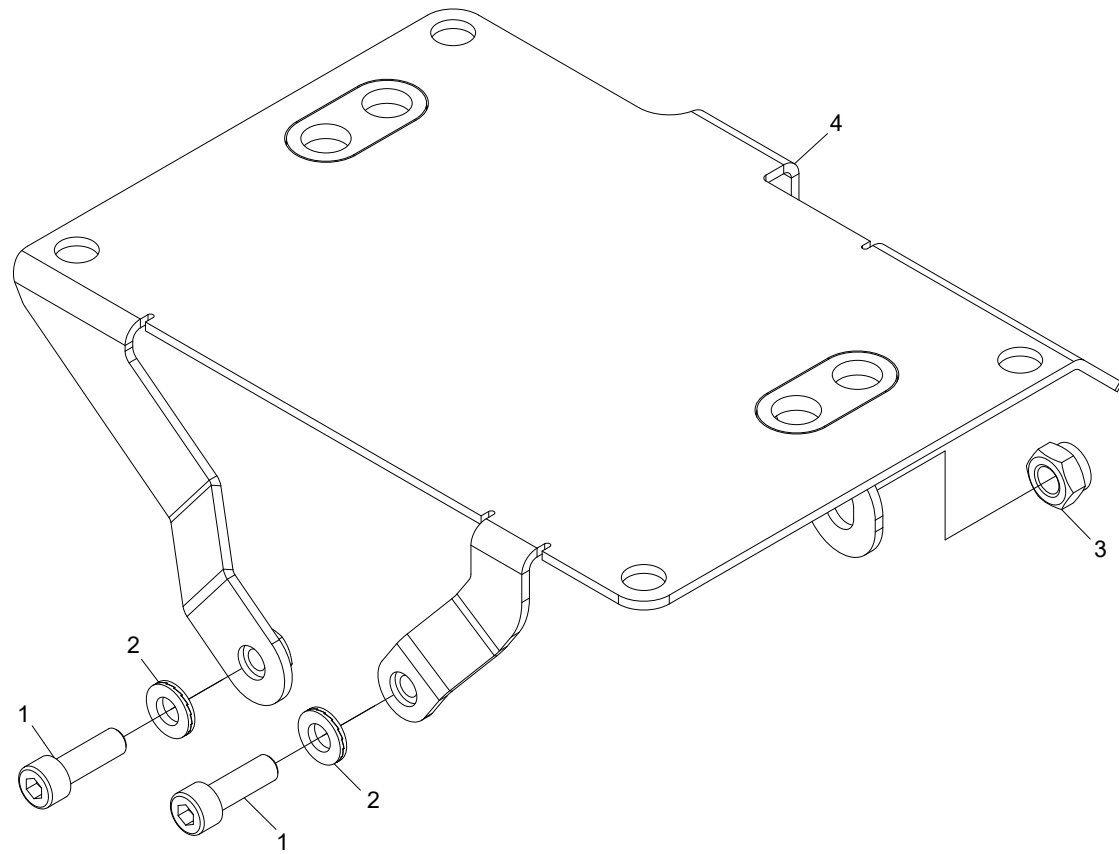
# Control system

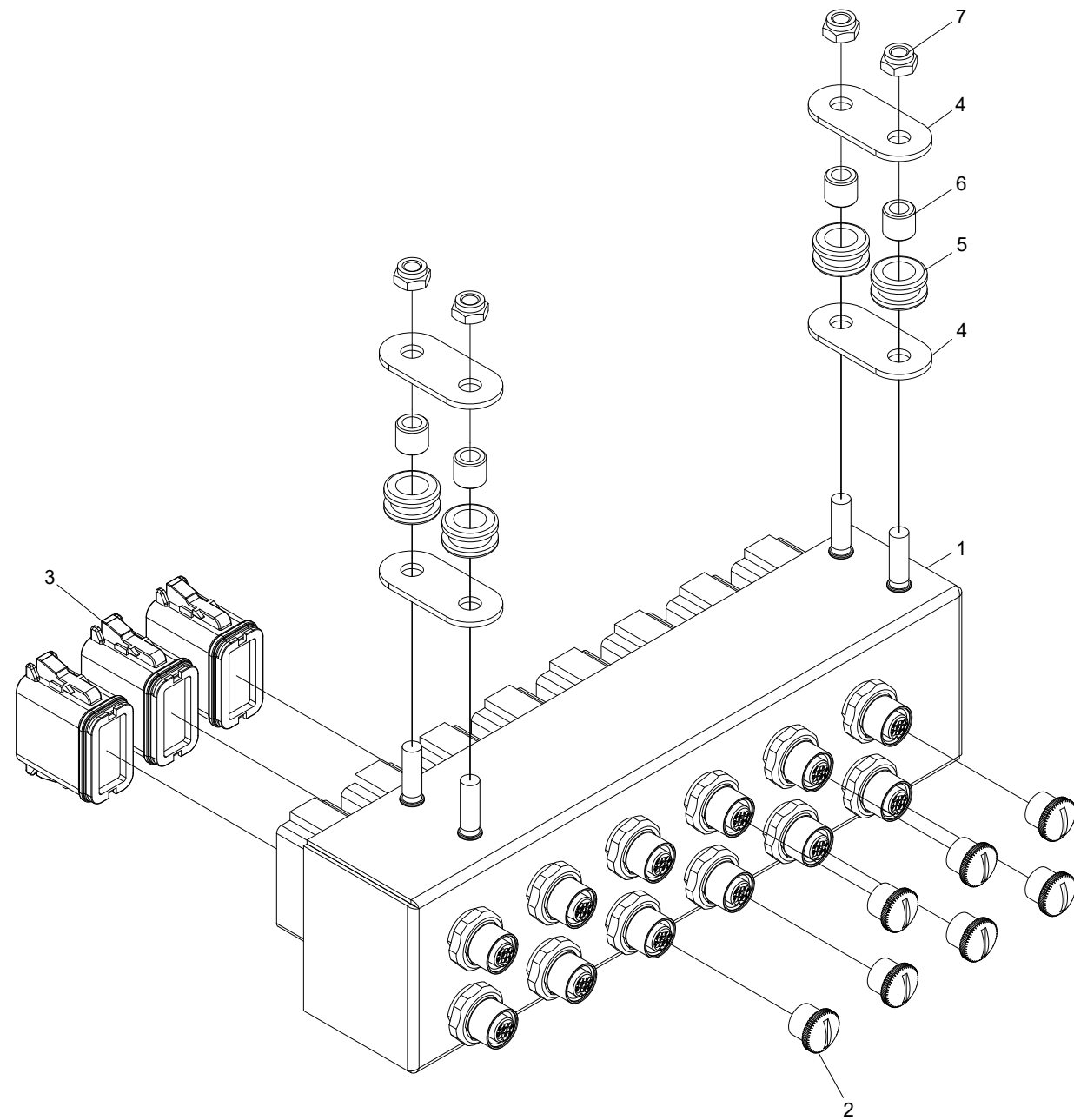
**Cables**

Structure				
Pos.	Part no.	Quantity	Description	Specification
	672021	1	Cable 1	
	672022	1	Cable 2	
	672023	1	Cable 3	
	672024	1	Wire harness	
	672025	1	Wire harness	
	672026	1	Cable 4	
	672027	1	Cable 5	
	672028	1	Cable 7	
	672029	1	Cable 8	
	672031	1	Cable 9	
	672032	1	Cable 10	
	672033	1	Cable 6	
	672034	1	Cable 17	
	672035	1	Cable 14	
	672036	1	Cable 12/13	
	672037	1	Cable 15/16/22	
	672038	1	Cable 21	
	672039	1	Cable 20	
	672040	1	Cable 25/26	1
	672041	1	Cable 25/26	2
	672030	1	Cable 23	
	402080	3	Contact	
	402086	3	Wedge	
	402077	18	Plug	

**Module bracket**

Structure 10000664				
Pos.	Part no.	Quantity	Description	Specification
1	501070	2	Screw	M8x25 12.9
2	503074	2	Washer	NL8
3	502055	1	Nut	M10
4	10000714	1	Bracket	



**Module LHM510**

Structure 045553				
Pos.	Part no.	Quantity	Description	Specification
1	402610-08	1	Module	
2	401310	7	Cover	
3	402083	3	Plug	
4	016852	4	Washer	
5	402059	4	Rubber bushing	
6	402585	4	Sleeve	
7	502053	4	Nut	M6 FZB

## Hose kits

**Hose kit Log Max 928B**

**General Hose Kit**

From Head no. 121001

Language en

Part No. 641600/121001

V. 211012

Crimp. = Crimp diameter | cyl. = cylinder | Ex. = External | L. = Left | Lo. = Lower | Mani. = Manifold  
Meas. Wheel = Measuring Wheel | No. = number | Pres. Rating = Pressure Rating | Red. = Reducer | R. = Right  
SBR = Saw Bar Rescue | Str. = Straight | Stump treatm. = Stump treatment | Tot. = Total | U. = Upper | WEOPi = WEO Plug-In

Hose no.	Connections		Fittings		Ferrules Part no.	Length Total Cut	Hose type		Note	
	Connection 1	Connection 2	Fitting 1 Fitting 2	Part no.			Size	Part no.		Standard
641411	Upper Fitting Box				601121	770 mm	3/8"	615072		
	Meas. Wheel Arm		BSP -06 90	601161	601121	740 mm	385 bar	EN 857 2SC		
641621	L. Manifold S1 P2		BSP -06 Str.	601151	601121	195 mm	3/8"	615072		
	R. Manifold P2		BSP -06 90	601171	601121	140 mm	385 bar	EN 857 2SC		
641622	L. Manifold S1 TE		BSP -06 90	601161	601121	265 mm	3/8"	615072	225°	
	R. Manifold T2		BSP -06 90	601171	601121	200 mm	385 bar	EN 857 2SC		
641623	L. Manifold S1 P2		BSP -06 Str.	601151	601121	380 mm	3/8"	615072		
	Lo. Manifold P2		BSP -06 45	601176	601121	600 mm	385 bar	EN 857 2SC		
641624	R. Manifold A1V		BSP -04 Str.	601150	601125	250 mm	1/4"	615071		
	L. Knife cyl. A		BSP -04 Banjo	601149	601125	200 mm	450 bar	EN 857 2SC		
641625	R. Manifold B1V		BSP -04 Str.	601150	601125	325 mm	1/4"	615071		
	L. Knife cyl. B		BSP -04 Banjo	601149	601125	275 mm	450 bar	EN 857 2SC		
641626	R. Manifold A1H		BSP -04 90	601170	601125	515 mm	1/4"	615071	345°	
	R. Knife cyl. A		BSP -04 Banjo	601149	601125	4600 mm	450 bar	EN 857 2SC		
641627	R. Manifold B1H		BSP -04 90	601170	601125	365 mm	1/4"	615071	180°	
	R. Knife cyl. B		BSP -04 Banjo	601149	601125	310 mm	450 bar	EN 857 2SC		
641628	Lo. Manifold B1		BSP -04 Str.	601150	601125	475 mm	1/4"	615071		
	Lo. Knife cyl. A		BSP -04 Str.	601150	601125	420 mm	450 bar	EN 857 2SC		
641629	Lo. Manifold A11		BSP -04 Str.	601150	601125	385 mm	1/4"	615071		
	Lo. Knife cyl. B		BSP -04 Str.	601150	601125	330 mm	450 bar	EN 857 2SC		
641630	Lo. Manifold A2		BSP -04 Str.	601150	601125	370 mm	1/4"	615071		
	Felling link cyl. A		BSP -04 Banjo	601149	601125	310 mm	450 bar	EN 857 2SC		

**Hose kit Log Max 928B**

**General Hose Kit**

From Head no. 121001

Language en

Part No. 641600/121001

V. 211012

Crimp. = Crimp diameter | cyl. = cylinder | Ex. = External | L. = Left | Lo. = Lower | Mani. = Manifold  
Meas. Wheel = Measuring Wheel | No. = number | Pres. Rating = Pressure Rating | Red. = Reducer | R. = Right  
SBR = Saw Bar Rescue | Str. = Straight | Stump treatm. = Stump treatment | Tot. = Total | U. = Upper | WEOPi = WEO Plug-In

Hose no.	Connections		Fittings		Ferrules Part no.	Length Total Cut	Hose type		Note	
	Connection 1	Connection 2	Fitting 1 Fitting 2	Part no.			Size	Part no.		Standard
641631	Lo. Manifold B2		BSP -04 Str.	601150	601125	460 mm	1/4"	615071		
	Felling link cyl. B		BSP -04 Banjo	601149	601125	400 mm	450 bar	EN 857 2SC		
641632	R. Manifold A4H		BSP -04 Str.	601150	601125	575 mm	1/4"	615071		
	R. Roller arm cyl. A		BSP -04 Banjo	601532	601125	520 mm	450 bar	EN 857 2SC		
641633	R. Manifold B4H		BSP -04 Str.	601150	601125	630 mm	1/4"	615071		
	R. Roller arm cyl. B		BSP -04 90	601170	601125	615 mm	450 bar	EN 857 2SC		
641634	R. Manifold A4V		BSP -04 90	601170	601125	685 mm	1/4"	615071	335°	
	L. Roller arm cyl. A		BSP -04 Banjo	601532	601125	630 mm	450 bar	EN 857 2SC		
641635	R. Manifold B4V		BSP -04 90	601170	601125	730 mm	1/4"	615071	30°	
	L. Roller arm cyl. B		BSP -04 90	601170	601125	690 mm	450 bar	EN 857 2SC		
641636	L. Manifold S2 A		BSP -08 45	601177	601122	665 mm	1/2"	615073		
	Adapter A		BSP -08 Str.	601152	601122	580 mm	345 bar	EN 857 2SC		
641637	L. Manifold S2 B		BSP -08 45	601177	601122	755 mm	1/2"	615073		
	Adapter B		BSP -08 Str.	601152	601122	680 mm	345 bar	EN 857 2SC		
641638	Adapter A		BSP -08 90	601172	601122	500 mm	1/2"	615073	130°	
	R. Roller motor A		BSP -08 90	601172	601122	440 mm	345 bar	EN 857 2SC		
641639	Adapter B		BSP -08 90	601172	601122	570 mm	1/2"	615073	125°	
	R. Roller motor B		BSP -08 90	601172	601122	510 mm	345 bar	EN 857 2SC		
641640	L. Manifold S2 A		BSP -08 Str.	601152	601122	560 mm	1/2"	615073		
	L. Roller motor B		BSP -08 90	601172	601122	500 mm	345 bar	EN 857 2SC		
641641	L. Manifold S2 B		BSP -08 Str.	601152	601122	520 mm	1/2"	615073		
	L. Roller motor A		BSP -08 90	601172	601122	460 mm	345 bar	EN 857 2SC		



**Hose kit Log Max 928B**

**General Hose Kit**

From Head no. 121001

Language **en**

Part No. 641600/121001

V. 211012

Crimp. = Crimp diameter | cyl. = cylinder | Ex. = External | L. = Left | Lo. = Lower | Mani. = Manifold  
Meas. Wheel = Measuring Wheel | No. = number | Pres. Rating = Pressure Rating | Red. = Reducer | R. = Right  
SBR = Saw Bar Rescue | Str. = Straight | Stump treatm. = Stump treatment | Tot. = Total | U. = Upper | WEOPi = WEO Plug-In

Hose no.	Connections		Fittings		Ferrules Part no.	Length Total Cut	Hose type		Note	
	Connection 1	Connection 2	Fitting 1	Fitting 2			Part no.	Size		Part no.
641642	L. Manifold S1 D	BSP -06 Str.	601151	601171	601121	1395 mm	3/8"	615072	Hose guard	
	R. Roller motor DR	BSP -06 90	601171	601171	601121	1350 mm	385 bar	EN 857 2SC		
641643	L. Manifold S1 D	BSP -06 90	601171	601171	601121	1000 mm	3/8"	615072	15°	
	L. Roller motor DR	BSP -06 90	601171	601171	601121	950 mm	385 bar	EN 857 2SC		
641644	R. Manifold A4H	BSP -04 45	601175	601170	601125	785 mm	1/4"	615071	280°	
	Accumulator	BSP -04 90	601170	601125	601125	730 mm	450 bar	EN 857 2SC		
641645	Saw manifold TNB	BSP -04 Str.	601150	601125	601125	300 mm	1/4"	615071		
	Lo. Manifold T2	BSP -04 90	601170	601125	601125	250 mm	450 bar	EN 857 2SC		
641646	L. Manifold S3 A	BSP -08 Str.	601152	601122	601122	1240 mm	1/2"	615073		
	Saw manifold SP1	BSP -08 Str.	601152	601122	601122	1180 mm	345 bar	EN 857 2SC		
641647	L. Manifold S1 T2	BSP -08 90	601162	601122	601122	740 mm	1/2"	615073		
	Saw manifold ST1	BSP -08 Str.	601152	601122	601122	670 mm	345 bar	EN 857 2SC		
641648	L. Manifold S3 B	BSP -04 Str.	601150	601125	601125	1125 mm	1/4"	615071		
	Saw bar feed cyl. A	BSP -04 Banjo	601149	601125	601125	1080 mm	450 bar	EN 857 2SC		
641649	Saw manifold SM1	BSP -04 Str.	601150	601125	601125	490 mm	1/4"	615071		
	Saw bar feed cyl. B	BSP -04 Banjo	601149	601125	601125	445 mm	450 bar	EN 857 2SC		
641650	L. Manifold S1 D	BSP -04 90	601170	601125	601125	1045 mm	1/4"	615071		
	Saw motor DR	BSP -04 90	601160	601125	601125	1000 mm	450 bar	EN 857 2SC		
641651	R. Manifold B8	BSP -04 90	601160	601125	601125	0 mm	1/4"	615071		
	Meas. Wheel cyl. B	BSP -04 Str.	601150	601125	601125		450 bar	EN 857 2SC		
641652	R. Manifold B4H	BSP -04 90	601170	601125	601125	0 mm	1/4"	615071		
	Meas. Wheel cyl. A	BSP -04 Str.	601150	601125	601125		450 bar	EN 857 2SC		

**Hose kit Log Max 928B**

**General Hose Kit**

From Head no. 121001

Language **en**

Part No. 641600/121001

V. 211012

Crimp. = Crimp diameter | cyl. = cylinder | Ex. = External | L. = Left | Lo. = Lower | Mani. = Manifold  
Meas. Wheel = Measuring Wheel | No. = number | Pres. Rating = Pressure Rating | Red. = Reducer | R. = Right  
SBR = Saw Bar Rescue | Str. = Straight | Stump treatm. = Stump treatment | Tot. = Total | U. = Upper | WEOPi = WEO Plug-In

Hose no.	Connections		Fittings		Ferrules Part no.	Length Total Cut	Hose type		Note	
	Connection 1	Connection 2	Fitting 1	Fitting 2			Part no.	Size		Part no.
641653	Easy Greasy	BSP -04 Banjo	601149	601539	601539	370 mm	1/4"	615091		
	Saw unit	BSP -04 Str.	601150	601539	601539	320 mm	290 bar	EN 857 1SC		
641656	Air bleed	BSP -04 Str. Ex.	601159	601125	601125	0 mm	1/4"	615071		
	oil tank	BSP -04 90	601160	601125	601125		450 bar	EN 857 2SC		
641659	Protective hose					450 mm	3/8"	615072		
				601125	601125	450 mm	385 bar	EN 857 2SC		
615051	Hose guard					400 mm	2"			
	X									
615051	Hose guard					400 mm	2"			
	X									
615055	Hose guard					0 mm	1/2"			
	X									

**Hose kit Log Max 928B**

**Rotator control**

From Head no. 121001

Language **en**  
Part No. **641601/121001**  
V. 211012

Crimp. = Crimp diameter | cyl. = cylinder | Ex. = External | L. = Left | Lo. = Lower | Mani. = Manifold  
Meas. Wheel = Measuring Wheel | No. = number | Pres. Rating = Pressure Rating | Red. = Reducer | R. = Right  
SBR = Saw Bar Rescue | Str. = Straight | Stump treatm. = Stump treatment | Tot. = Total | U. = Upper | WEOPi = WEO Plug-In

Hose no.	Connections		Fittings		Ferrules	Length	Hose type		Note
	Connection 1	Connection 2	Fitting 1	Fitting 2			Part no.	Part no.	
615049		Hose guard				Total Cut	Pres. Rating	Standard	Hose guard
615055		Hose guard				0 mm	3/4"		
641660	L. Manifold PE		BSP -04 45		601125	0 mm	1/4"	615071	
641661	L. Manifold TE		BSP -04 Str.		601125	0 mm	450 bar	EN 857 2SC	
641662	Manifold B		BSP -04 Str.		601125	0 mm	450 bar	EN 857 2SC	
641663	Rotator R.		BSP -04 Banjo		601125	0 mm	1/4"	615071	
	Manifold A		BSP -04 Str.		601125	0 mm	450 bar	EN 857 2SC	
	Rotator L.		BSP -04 90		601125	0 mm	1/4"	615071	
			BSP -04 Str.		601125	0 mm	450 bar	EN 857 2SC	

**Hose kit Log Max 928B**

**Stump treatment**

From Head no. 121001

Language **en**  
Part No. **641602/121001**  
V. 211012

Crimp. = Crimp diameter | cyl. = cylinder | Ex. = External | L. = Left | Lo. = Lower | Mani. = Manifold  
Meas. Wheel = Measuring Wheel | No. = number | Pres. Rating = Pressure Rating | Red. = Reducer | R. = Right  
SBR = Saw Bar Rescue | Str. = Straight | Stump treatm. = Stump treatment | Tot. = Total | U. = Upper | WEOPi = WEO Plug-In

Hose no.	Connections		Fittings		Ferrules	Length	Hose type		Note
	Connection 1	Connection 2	Fitting 1	Fitting 2			Part no.	Part no.	
615055		Hose guard				Total Cut	Pres. Rating	Standard	Hose guard
641654	Adapter Grease		BSP -04 Str.		601539	0 mm	1/2"		
641655	Adaptor Grease		BSP -04 Str.		601539	0 mm	1/4"	615091	
	Adaptor Grease		BSP -04 Str.		601539	0 mm	290 bar	EN 857 1SC	
	Saw unit		BSP -04 Str.		601539	0 mm	1/4"	615091	
			BSP -04 Str.		601539	0 mm	290 bar	EN 857 1SC	

**Hose kit Log Max 928B**

**Grease lubrication**

From Head no. 121001

Language **en**

Part No. 641603/121001

V. 211012

Crimp. = Crimp diameter | cyl. = cylinder | Ex. = External | L. = Left | Lo. = Lower | Mani. = Manifold  
 Meas. Wheel = Measuring Wheel | No. = number | Pres. Rating = Pressure Rating | Red. = Reducer | R. = Right  
 SBR = Saw Bar Rescue | Str. = Straight | Stump treatm. = Stump treatment | Tot. = Total | U. = Upper | WEOPi = WEO Plug-In

Hose no.	Connections		Fittings		Ferrules		Length		Hose type		Note	
	Connection 1	Connection 2	Fitting 1	Fitting 2	Part no.	Part no.	Total	Cut	Size	Part no.		Standard
615055		Hose guard					0 mm		1/2"			Hose guard
641654	Adapter Grease		BSP -04 Str.		601150	601539	0 mm		1/4"	615091		
	Adaptor Grease		BSP -04 Str.		601150	601539			290 bar	EN 857 1SC		
641655	Adaptor Grease		BSP -04 Str.		601150	601539	0 mm		1/4"	615091		
	Saw unit		BSP -04 Str.		601150	601539			290 bar	EN 857 1SC		

**Log Max**

HEADS ABOVE THE COMPETITION

928B

**Log Max**

HEADS ABOVE THE COMPETITION

928B

**Log Max**

HEADS ABOVE THE COMPETITION

928B

**Log Max**

HEADS ABOVE THE COMPETITION

928B

**Log Max**

HEADS ABOVE THE COMPETITION

928B

**Log Max**

HEADS ABOVE THE COMPETITION

928B

**Log Max**

HEADS ABOVE THE COMPETITION

928B

Spare part manual

121001-

en

Spare part manual

121001-

en

Spare part manual

121001-

en

Spare part manual

121001-

en

Spare part manual

121001-

en

Spare part manual

121001-

en

Spare part manual

121001-

en